

EU Prices

EU Price
Apr-2023

Evolution since last month

Raw Milk **47.6** €/100 kg **- 5.4%**

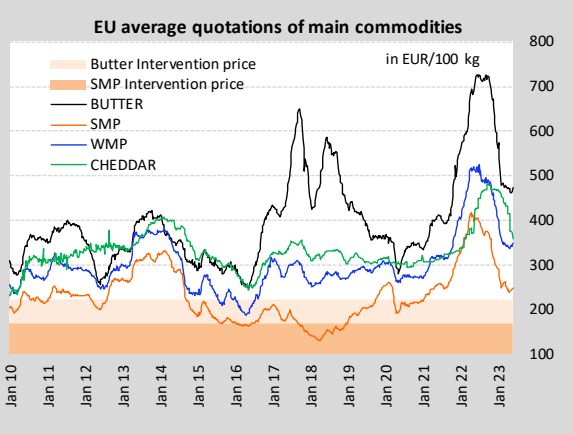
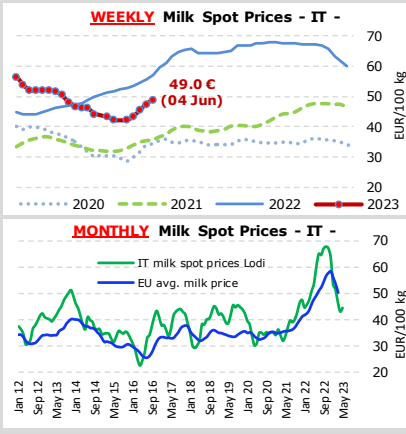
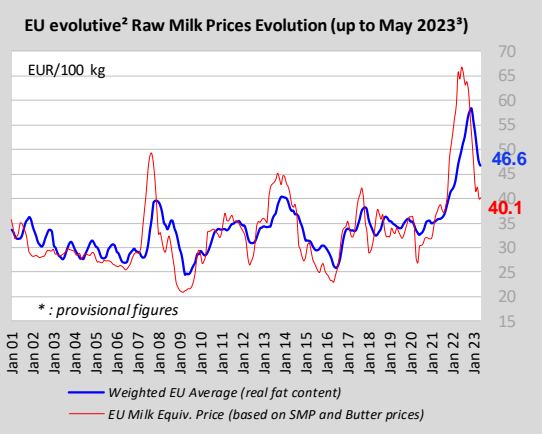
Compared to the average of the previous 4 weeks

BUTTER **477** €/100 kg **+ 2.2%**

S.M.P. **250** €/100 kg **+ 1.6%**

W.M.P. **349** €/100 kg **+ 1.0%**

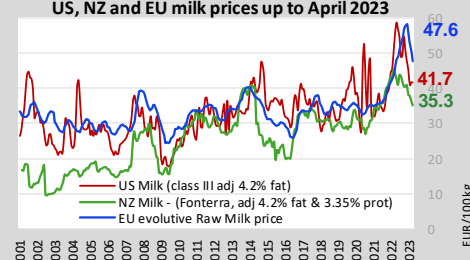
CHEDDAR **360** €/100 kg **- 2.8%**



World Quotations

LATEST WORLD QUOTATIONS

	Price in USD/Tonne on 28.05.2023			% change (15 days ago)		
	EU	Oceania	USA	EU	Oceania	USA
Butter	5 025	5 063	5 367	- 1.3%	+ 1.8%	+ 1.2%
SMP	2 652	2 788	2 562	- 1.0%	- 4.7%	- 1.5%
WMP	3 757	3 250	4 409	- 0.8%	nc	- 4.8%
Cheddar	4 028	4 475	3 451	- 2.8%	- 3.8%	- 2.7%



OIL : Europe Brent Spot Price (USD/Barrel)

Last update : 04.06.23

73.4

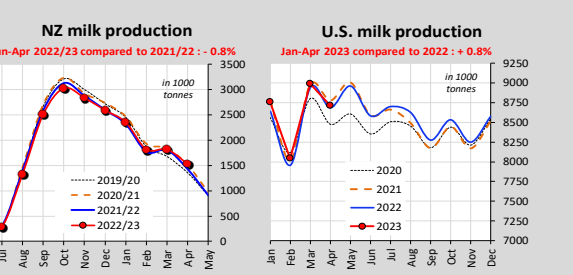
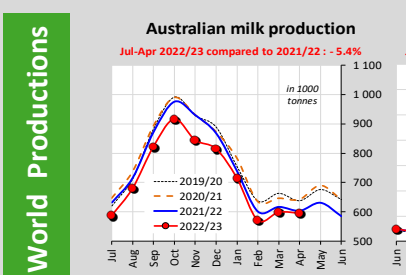
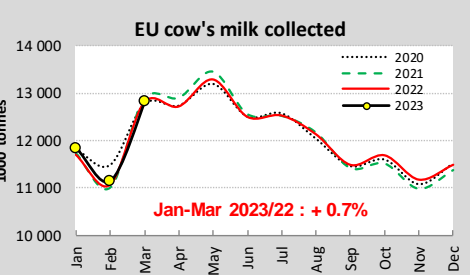
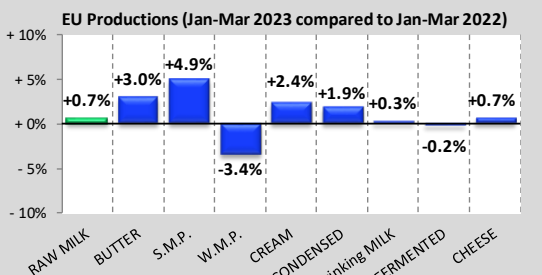
Feed / Energy quotations
(evolution compared to the average of the previous 4 weeks)

(week 22)

Feed costs **- 2.1%**

Energy costs **+ 1.1%**

EU Productions



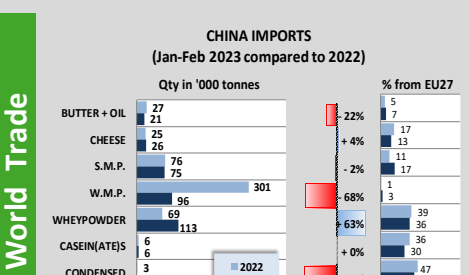
EU Trade

EU Exports - Top 3 destinations in 2023
Period : January-February

	BUTTER				CHEESE				
	in Tonnes	2021	2022	2023	% 2023/22	in Tonnes	2021	2022	2023
Total to third countries *	29 983	35 902	40 129	+12%	193 733	205 969	196 867	-4%	
United Kingdom	3 769	7 332	6 367	-13%	48 736	57 832	60 995	+5%	
USA	4 260	4 571	9 175	+101%	15 493	17 708	17 098	-3%	
China	3 005	2 650	1 800	-32%	18 152	17 641	13 190	-25%	

	S.M.P.				W.M.P.				
	in Tonnes	2021	2022	2023	% 2023/22	in Tonnes	2021	2022	2023
Total to third countries *	127 137	100 605	128 627	+28%	50 231	42 495	32 976	-22%	
China	14 997	11 458	17 472	+52%	11 045	11 594	7 729	-33%	
Indonesia	9 662	11 147	3 873	-63%	2 890	3 527	1 966	-44%	
Algeria	13 676	9 121	22 036	+142%	2 221	2 339	2 378	+2%	

*: UK included as destination



MAIN EXPORTING THIRD COUNTRIES

Jan-Feb 2023 compared to 2022

	BUTTER(OIL)	CHEESE	S.M.P.	W.M.P.
New Zealand	75 ↑ +2%	64 ↑ +13%	95 ↑ +64%	206 ↓ -14%
EU*	46 ↑ +7%	197 ↓ -4%	129 ↑ +28%	33 ↓ -22%
United States	8 ↓ -31%	67 ↑ +7%	131 ↑ +7%	3 ↓ -42%
Australia	1 ↓ -70%	19 ↓ -25%	21 ↓ -36%	6 ↓ -41%
United Kingdom I	9 ↑ +31%	28 ↓ -5%	9 ↑ +94%	2 ↓ -19%
Uruguay	2 ↓ -3%	4 ↑ +13%	3 ↓ -43%	25 ↑ +22%

*: UK included as destination

MAIN IMPORTING THIRD COUNTRIES

Jan-Feb 2023 compared to 2022

	BUTTER(OIL)	CHEESE	S.M.P.	W.M.P.
China	21 ↓ -22%	26 ↑ +4%	75 ↓ -2%	96 ↓ -68%
United Kingdom I	11 ↑ +120%	80 ↑ +37%	2 ↑ +174%	4 ↑ +73%
Saudi Arabia	9 ↑ +18%	43 ↑ +7%	3 ↓ -4%	23 ↑ +14%
Indonesia	2 ↓ -32%	3 ↑ +10%	26 ↓ -6%	17 ↑ +45%
EU*	15 ↑ +62%	27 ↓ -3%	5 ↓ -1%	4 ↑ +70%
United States	13 ↑ +74%	27 ↑ +10%	0 ↓ -87%	3 ↑ +16%

GDT Auction

Event 333
6 June 2023

Average price (USD/MT, FAS)
\$3 399

Anhydrous Milk Fat **+1.8%** (S 4 728)

Butter **+0.5%** (S 5 088)

Butter Milk Powder **-2.4%** (S 2 332)

Cheddar **+7.4%** (S 4 668)

Lactose n/r

Skim Milk Powder **+0.0%** (S 2 755)

Whole Milk Powder **-3.0%** (S 3 173)