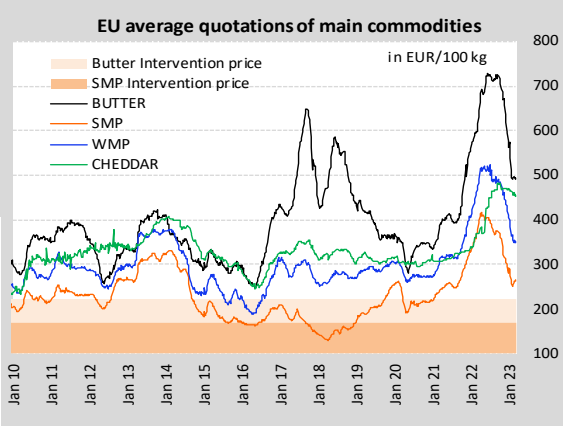
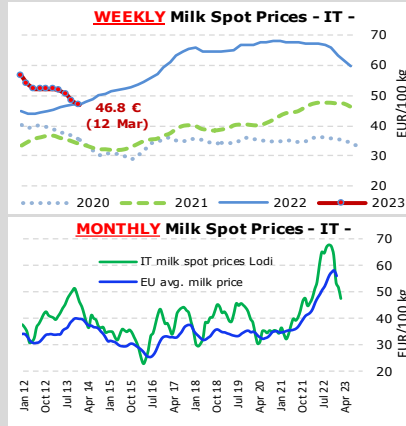
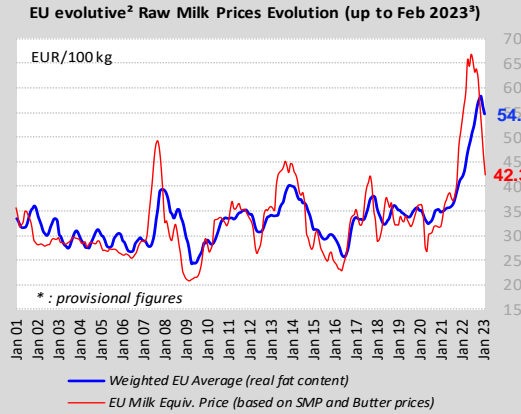
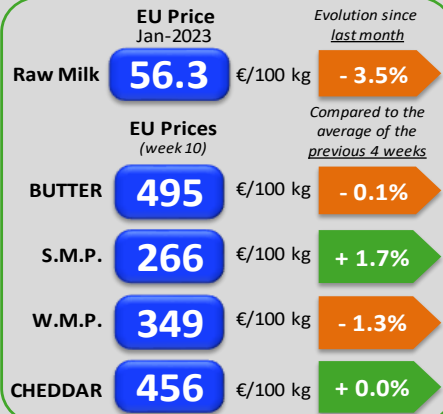


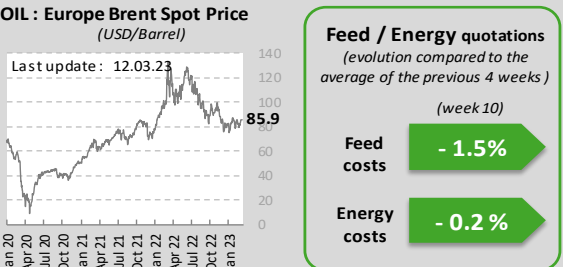
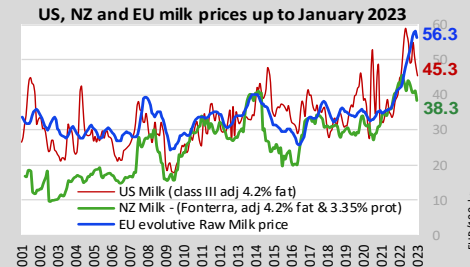
EU Prices



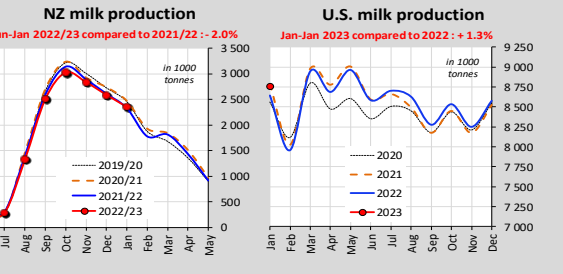
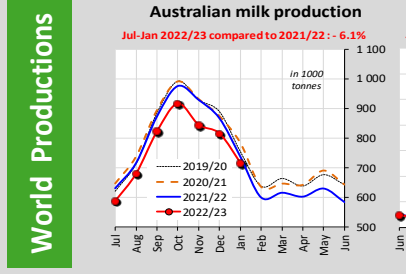
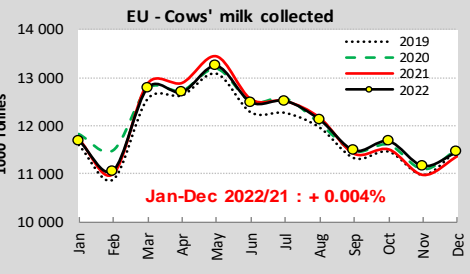
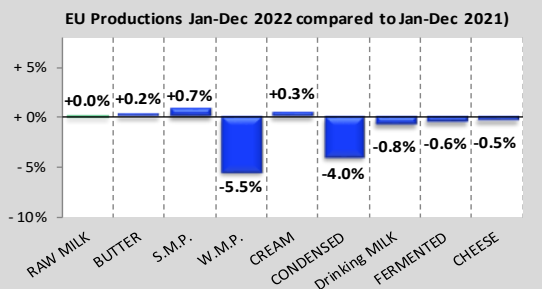
World Quotations

LATEST WORLD QUOTATIONS

	Price in USD/Tonne on 5.03.2023			% change (15 days ago)		
	EU	Oceania	USA	EU	Oceania	USA
Butter	5 266	4 913	5 278	-0.1%	+3.4%	-1.1%
SMP	2 786	2 825	2 608	+2.2%	-1.3%	-4.0%
WMP	3 748	3 288	4 806	-1.3%	-0.8%	+0.5%
Cheddar	4 863	5 025	4 224	-0.3%	+1.0%	+1.9%



EU Productions



EU Trade

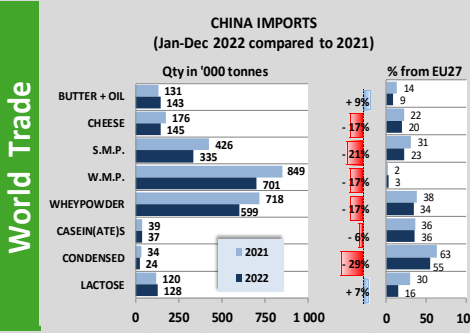
EU Exports - Top 3 destinations in 2022

Period : January-December

	BUTTER				CHEESE			
	2020	2021	2022	% 2022/21	2020	2021	2022	% 2022/21
Total to third countries*	201 573	180 974	161 472	-11%	908 484	959 919	923 462	-4%
USA	37 676	41 811	40 370	-3%	117 749	132 951	129 096	-3%
China	14 635	16 315	11 371	-30%	128 049	118 334	119 814	+1%
South Korea	7 700	10 675	10 653	-0%	69 216	72 632	70 901	-2%

	S.M.P.				W.M.P.			
	2020	2021	2022	% 2022/21	2020	2021	2022	% 2022/21
Total to third countries*	803 096	773 821	694 905	-10%	314 389	279 991	224 621	-20%
Algeria	118 551	89 047	112 442	+26%	67 698	39 118	50 856	+30%
China	121 462	125 141	83 681	-33%	16 085	22 521	21 301	-5%
Indonesia	45 044	64 505	42 926	-33%	15 896	5 446	13 806	+154%

*. UK not included as destination



MAIN EXPORTING THIRD COUNTRIES

	BUTTER(OIL)		CHEESE		S.M.P.		W.M.P.	
	Qty in ktons	% 2022/21	Qty in ktons	% 2022/21	Qty in ktons	% 2022/21	Qty in ktons	% 2022/21
New Zealand	448	+14%	343	-4%	359	-10%	1 335	-17%
EU*	190	-10%	923	-4%	695	-10%	225	-20%
United States	82	+43%	454	-12%	831	-6%	39	-1%
Australia	14	-30%	146	-7%	154	-9%	58	-12%
United Kingdom	48	-2%	176	+15%	47	-5%	14	-12%
Argentina	12	+8%	57	-9%	16	+45%	23	+4%

*. UK not included as destination

MAIN IMPORTING THIRD COUNTRIES

	BUTTER(OIL)		CHEESE		S.M.P.		W.M.P.	
	Qty in ktons	% 2022/21	Qty in ktons	% 2022/21	Qty in ktons	% 2022/21	Qty in ktons	% 2022/21
China	143	+9%	145	-17%	335	-2%	701	-17%
United Kingdom	51	-3%	409	+2%	12	+8%	19	-6%
Saudi Arabia	45	+42%	193	+10%	18	+2%	101	-4%
Indonesia	29	+43%	31	+2%	215	+8%	94	+60%
Japan	10	-6%	274	-6%	20	-7%	3	+4%
Mexico	4	+22%	113	+2%	20	+9%	1	-67%

GDT Auction

