

EU Prices

EU Price Sep-2022
Evolution since last month

Raw Milk 54.5 €/100 kg **+ 4.1%**

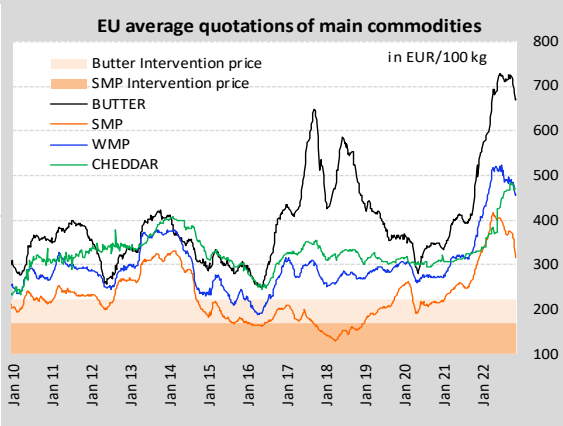
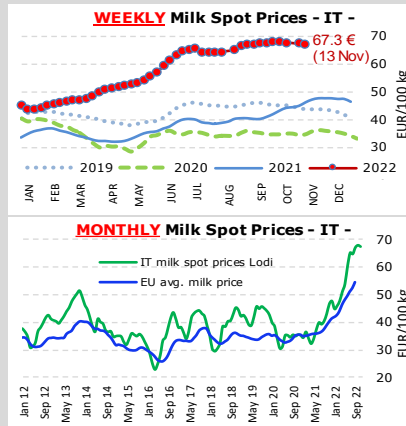
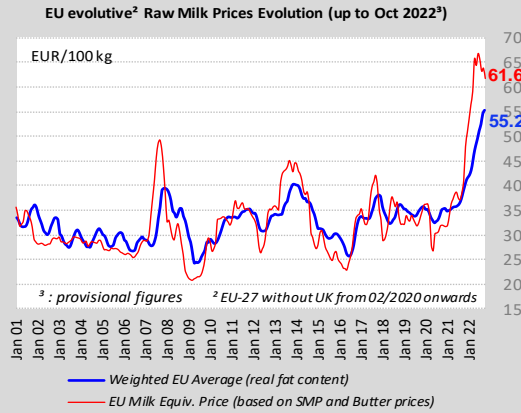
EU Prices (week 45)
Compared to the average of the previous 4 weeks

BUTTER 672 €/100 kg **- 2.3%**

S.M.P. 316 €/100 kg **- 8.6%**

W.M.P. 459 €/100 kg **- 2.7%**

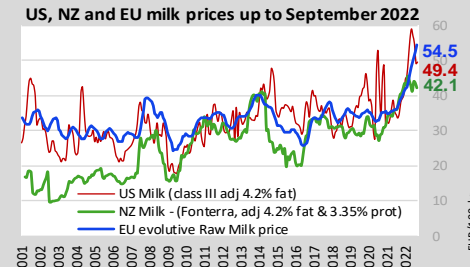
CHEDDAR 470 €/100 kg **- 0.5%**



World Quotations

LATEST WORLD QUOTATIONS

	Price in USD/Tonne on 13.11.2022			% change (15 days ago)		
	EU	Oceania	USA	EU	Oceania	USA
Butter	6 610	4 875	6 342	↓ -1.8%	→ -0.3%	↓ -8.8%
SMP	3 192	2 975	3 080	↓ -8.5%	↓ -8.8%	↓ -1.8%
WMP	4 504	3 263	5 401	↓ -2.8%	↓ -3.7%	nc
Cheddar	4 631	4 950	4 610	↑ +1.5%	→ +0.8%	↑ +4.4%



OIL : Europe Brent Spot Price (USD/Barrel)

Last update: 13.11.22

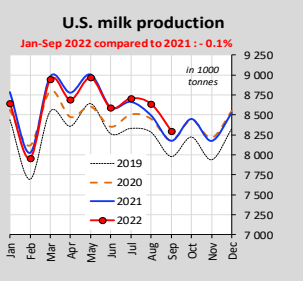
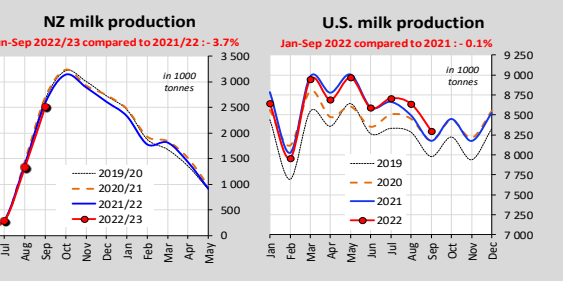
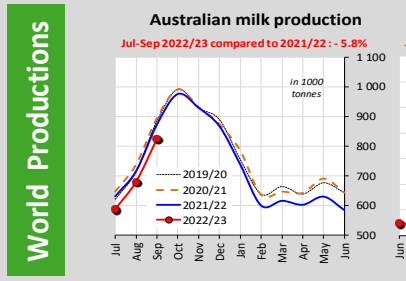
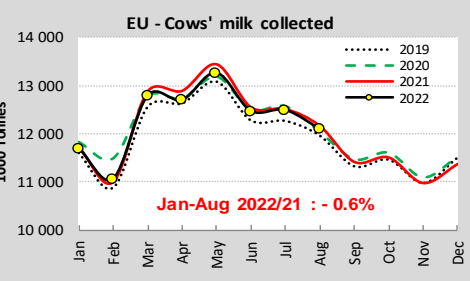
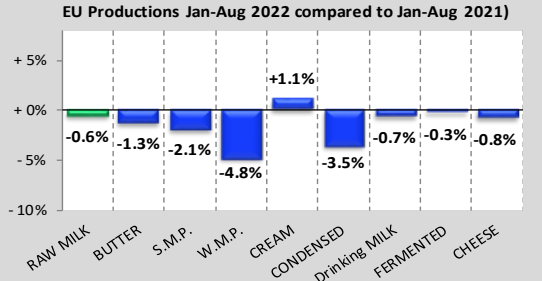
USD/Barrel

Feed / Energy quotations (evolution compared to the average of the previous 4 weeks)
(week 45)

Feed costs **+ 0.1%**

Energy costs **- 4.0%**

EU Productions



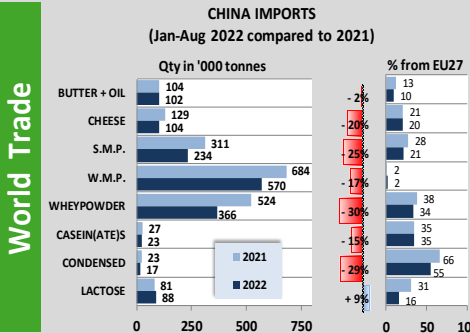
EU Trade

EU Exports - Top 3 destinations in 2022
Period : January-August

	BUTTER				CHEESE					
	in Tonnes	2020	2021	2022	% 2022/21	in Tonnes	2020	2021	2022	% 2022/21
Total to third countries*	149 550	124 758	115 210	↓	-8%	598 445	640 994	617 823	↓	-4%
USA	29 545	28 807	28 120	↓	-2%	73 821	85 506	85 160	↓	-2%
China	10 691	12 648	8 829	↓	-30%	86 322	83 022	83 589	↑	+1%
South Korea	5 324	7 305	7 549	↑	+3%	46 969	49 895	47 826	↓	-4%

	S.M.P.				W.M.P.					
	in Tonnes	2020	2021	2022	% 2022/21	in Tonnes	2020	2021	2022	% 2022/21
Total to third countries*	567 244	551 629	454 801	↓	-18%	219 593	197 575	157 468	↓	-20%
Algeria	95 882	69 722	62 099	↓	-11%	33 744	32 657	39 836	↑	+22%
China	80 778	100 261	58 697	↓	-41%	10 580	15 590	14 527	↓	-7%
Indonesia	29 084	47 181	35 505	↓	-25%	9 782	5 206	8 082	↑	+55%

*: UK not included as destination



MAIN EXPORTING THIRD COUNTRIES

Jan-Aug 2022 compared to 2021

	BUTTER(OIL)	CHEESE	S.M.P.	W.M.P.
New Zealand	287 ↑ +7%	221 ↓ -11%	214 ↑ +4%	855 ↓ -18%
EU*	136 ↓ -7%	618 ↓ -4%	455 ↓ -18%	157 ↓ -20%
United States	54 ↑ +48%	307 ↑ +13%	557 ↑ +9%	29 ↑ +4%
Australia	11 ↓ -22%	100 ↑ +1%	106 ↑ +4%	39 ↑ +9%
United Kingdom up to Jul	28 ↓ -1%	103 ↑ +25%	20 ↓ -34%	15 ↓ -13%
Argentina	8 ↓ -4%	35 ↑ +6%	9 ↓ -32%	85 ↑ +9%

*: UK not included as destination

MAIN IMPORTING THIRD COUNTRIES

Jan-Aug 2022 compared to 2021

	BUTTER(OIL)	CHEESE	S.M.P.	W.M.P.
China	102 ↓ -2%	104 ↓ -20%	234 ↓ -25%	570 ↓ -07%
United Kingdom up to Jul	28 ↓ -6%	236 ↓ -8%	6 ↓ -29%	12 ↓ -4%
Japan	7 ↓ -22%	184 ↓ -4%	14 ↓ -6%	2 ↑ +28%
Indonesia up to Jul	15 ↑ +65%	17 ↑ +8%	122 ↑ +0%	53 ↑ +33%
United States	45 ↑ +2%	120 ↑ +9%	0 ↓ -53%	10 ↑ +22%
Philippines up to Jun	15 ↓ -8%	23 ↓ -1%	109 ↑ +61%	8 ↓ -34%

GDT Auction

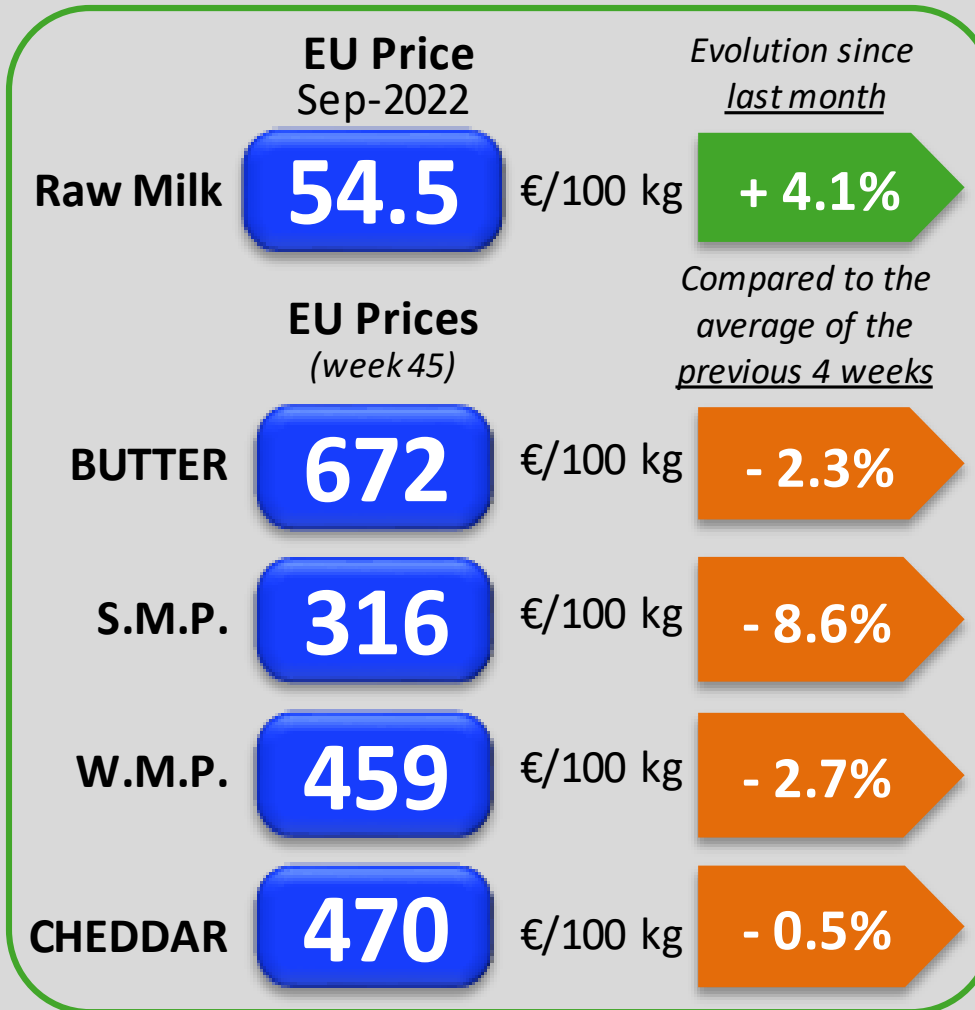
Event 320
15 November 2022

+2.4%
Average price (USD/MT, FAS)
\$3 623

Butter: +2.7% (5 571)
W.M.P.: -0.8% (5 429)
S.M.P.: n/r (5 0)
Cheddar: -1.3% (5 476)
Lactose: -4.6% (5 136)
Skim Milk Powder: +3.1% (5 357)
Whole Milk Powder: +3.1% (5 397)

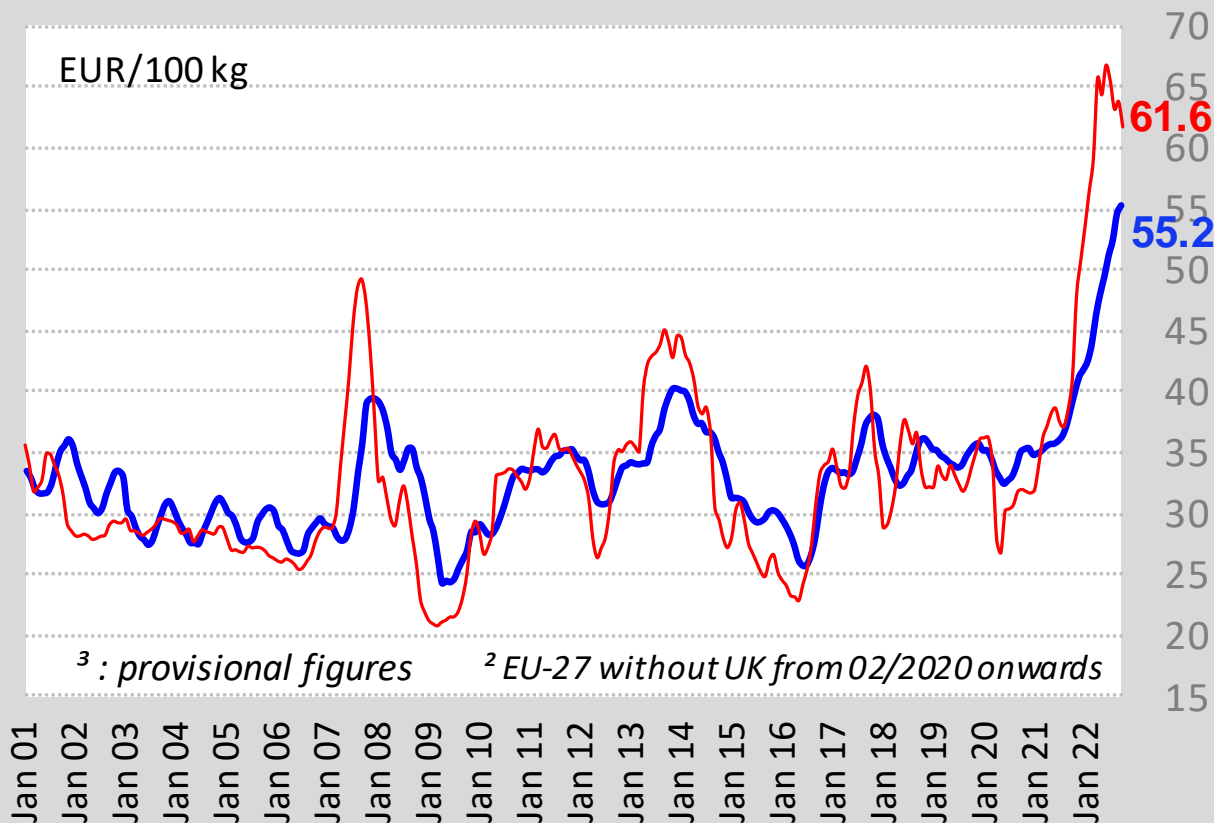


EU Prices



↓
Next

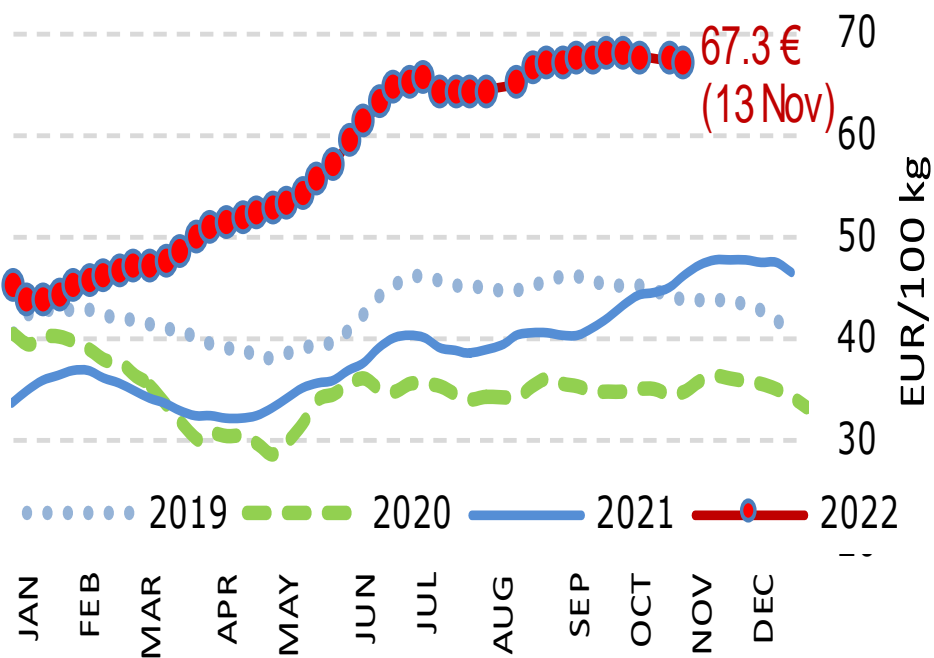
EU evolutive² Raw Milk Prices Evolution (up to Oct 2022³)



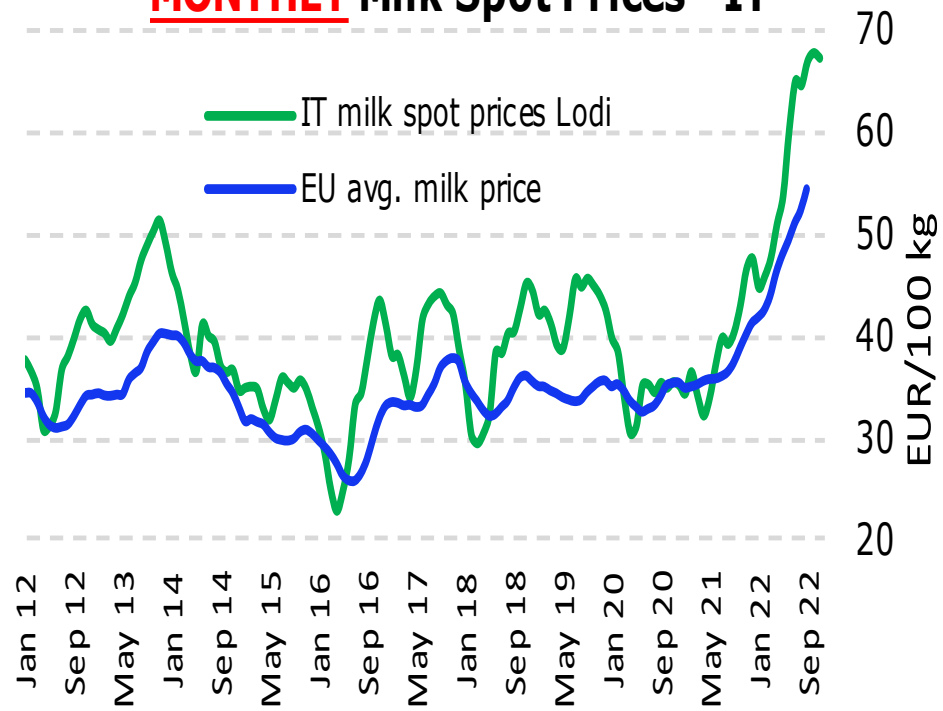
— Weighted EU Average (real fat content)
— EU Milk Equiv. Price (based on SMP and Butter prices)

Source : DG AGRI – Reg. 2017/1185 Art. 12(a) - Annex II.4(a)

WEEKLY Milk Spot Prices - IT -

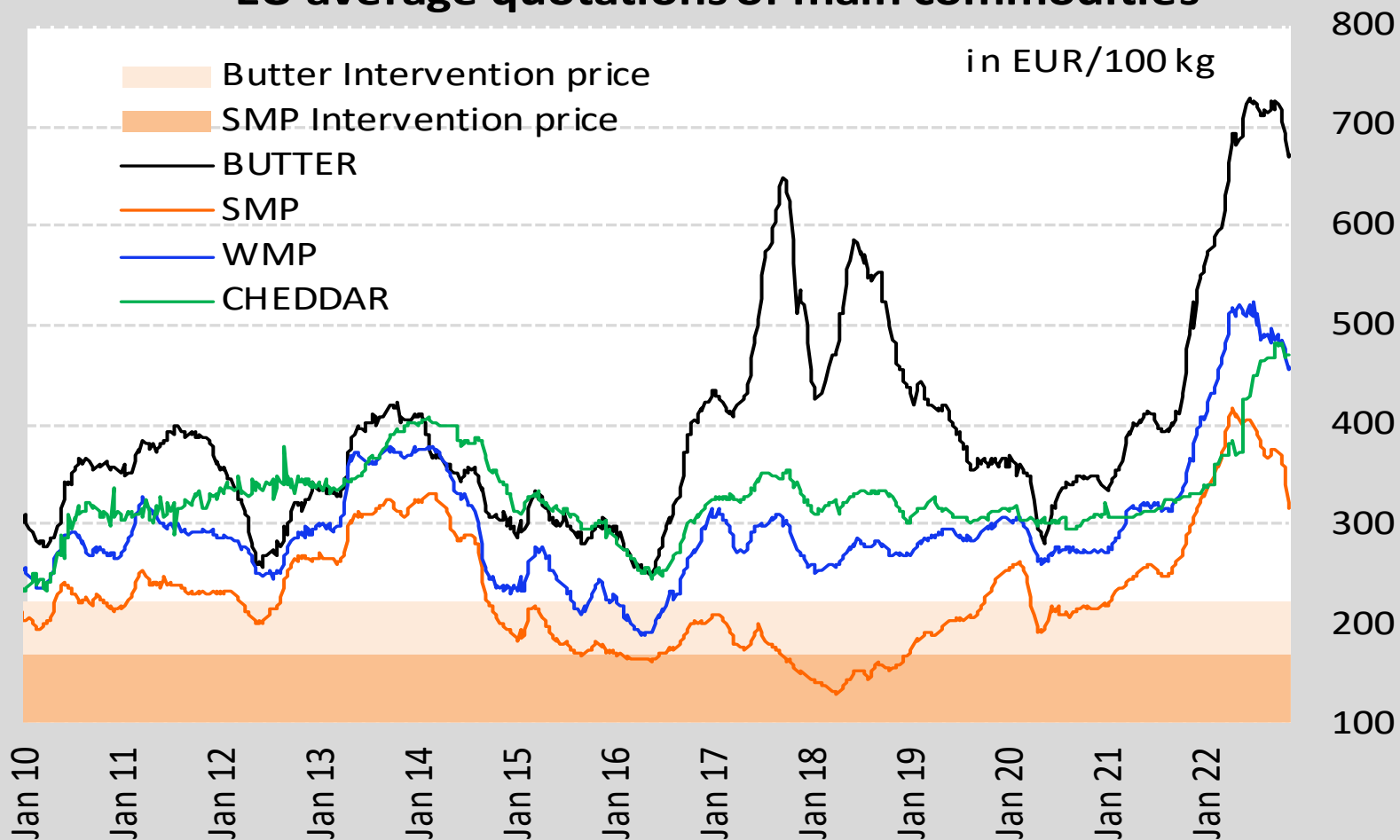


MONTHLY Milk Spot Prices - IT -



Source : Clal.it

EU average quotations of main commodities



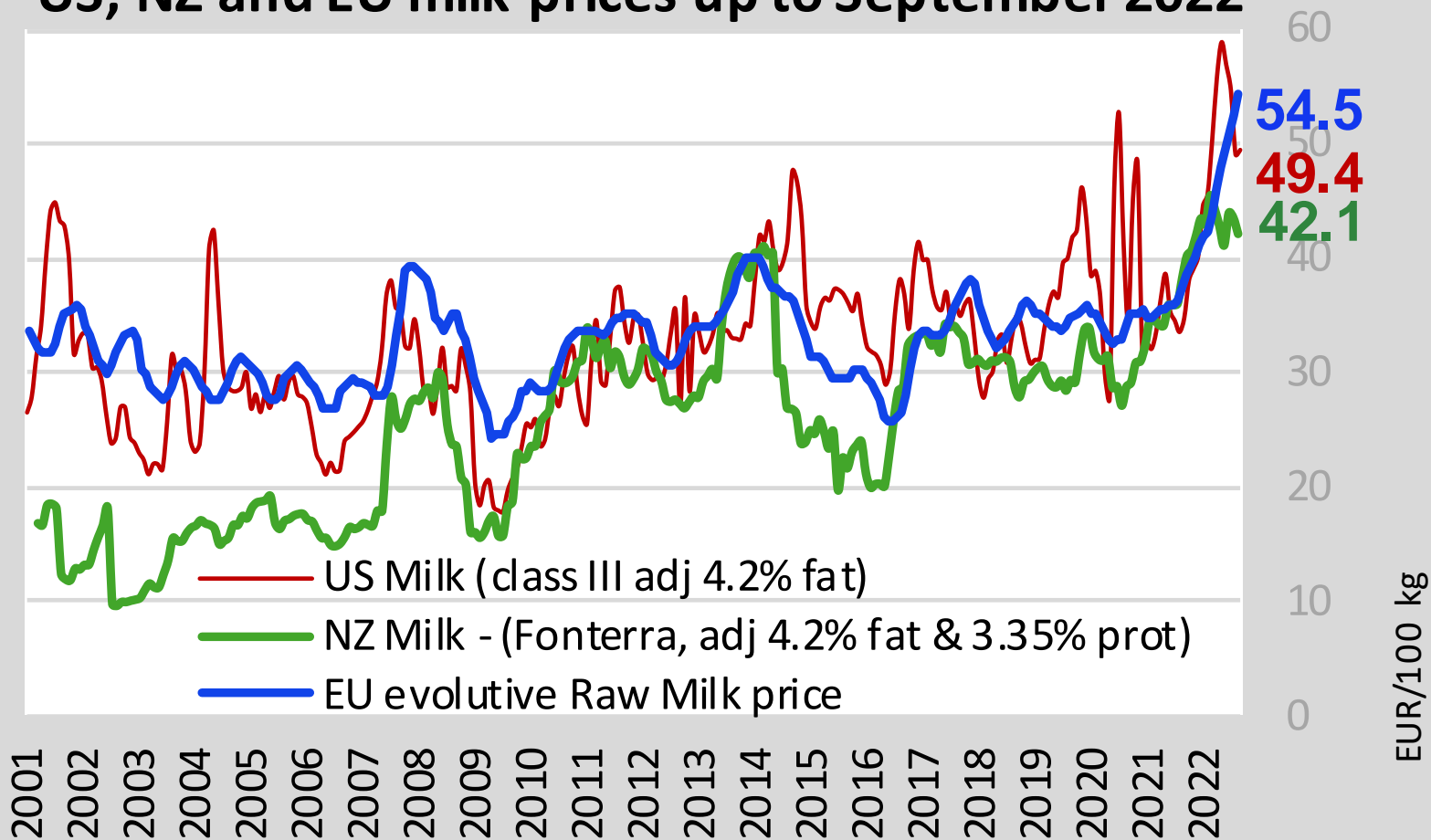
Source : DG AGRI - Reg. 2017/1185 Art. 11 - Annex I.7

LATEST WORLD QUOTATIONS

	Price in USD/Tonne on 13.11.2022			% change (15 days ago)		
	EU	Oceania	USA	EU	Oceania	USA
Butter	6 610	4 875	6 342	↘ - 1.8%	→ - 0.3%	↓ - 8.8%
SMP	3 192	2 975	3 080	↓ - 8.5%	↓ - 8.8%	↘ - 1.8%
WMP	4 504	3 263	5 401	↘ - 2.8%	↘ - 3.7%	→ nc
Cheddar	4 631	4 950	4 610	↗ + 1.5%	→ + 0.8%	↗ + 4.4%

Source : DG AGRI, USDA

US, NZ and EU milk prices up to September 2022



Source : DG AGRI, LTO Nederland

EUR / USD Exchange Rate

Last Update : 16.11.22



Source : European Central Bank

Feed / Energy quotations

(evolution compared to the average of the previous 4 weeks)

(week 45)

Feed costs

+ 0.1%

Energy costs

- 4.0%

Sources : Feed : DG AGRI, Clal.it
Energy : DG ENERGY

OIL : Europe Brent Spot Price

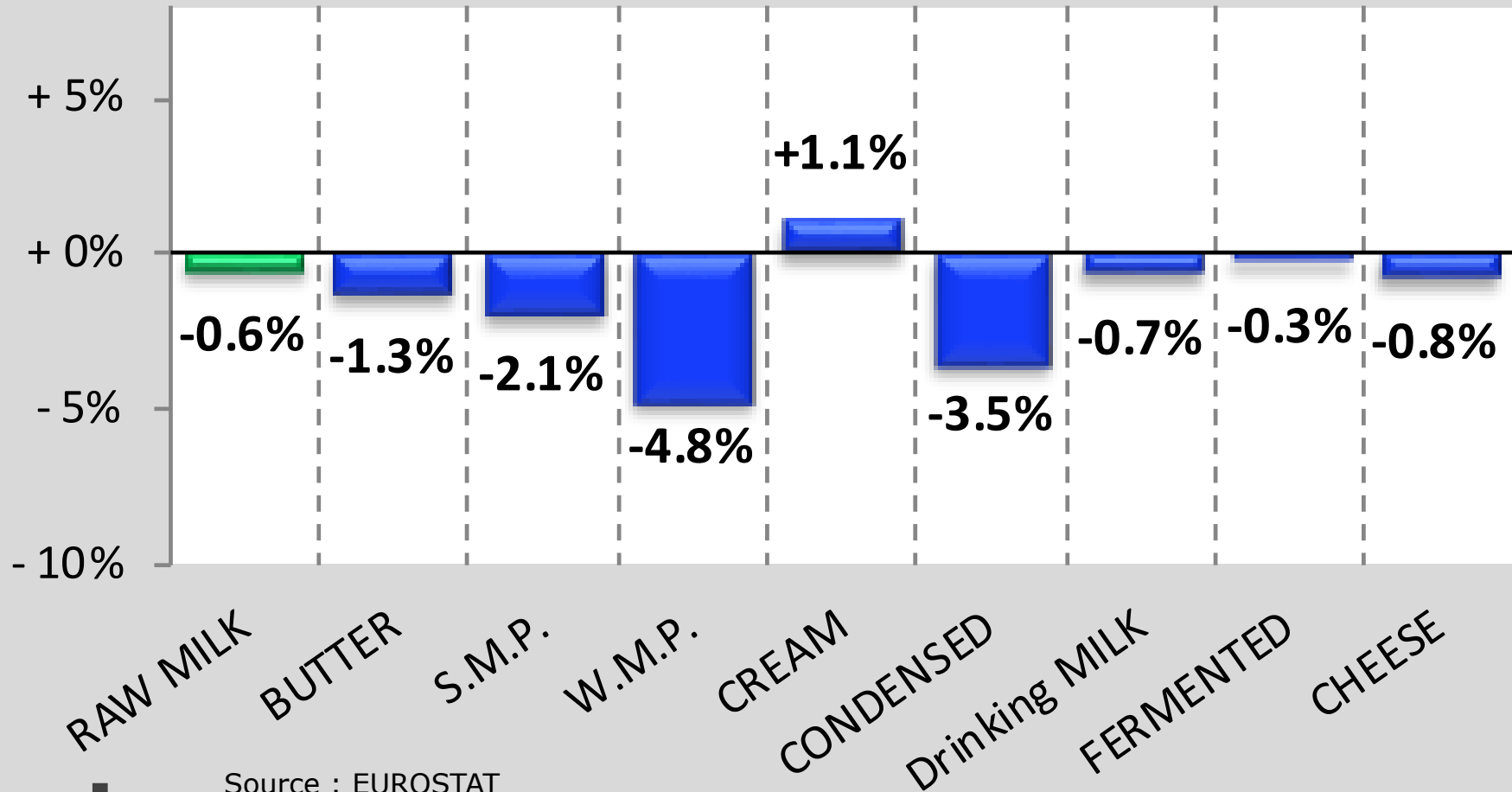
(USD/Barrel)

Last update : 13.11.22



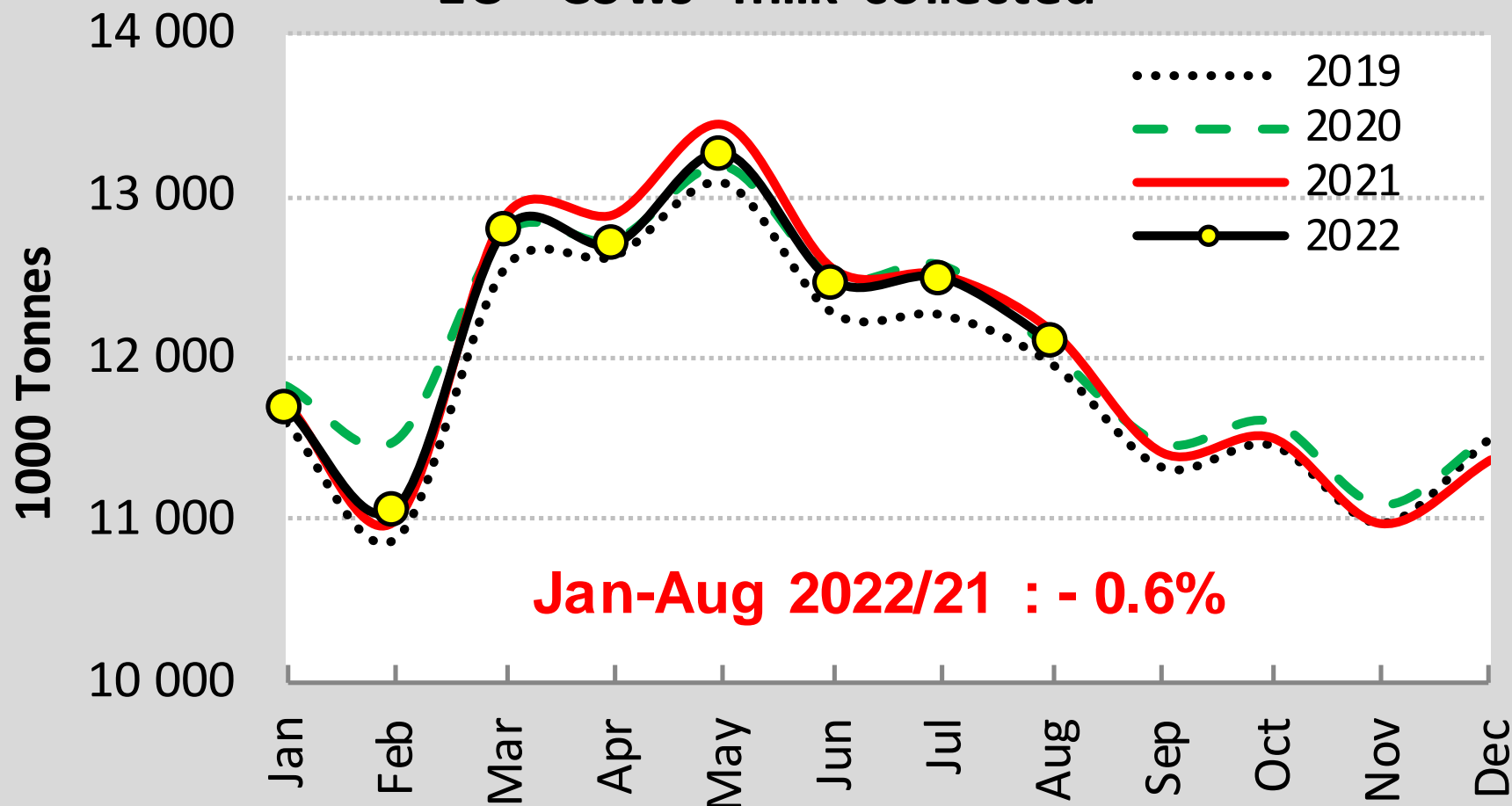
Source : Nasdaq

EU Productions Jan-Aug 2022 compared to Jan-Aug 2021)



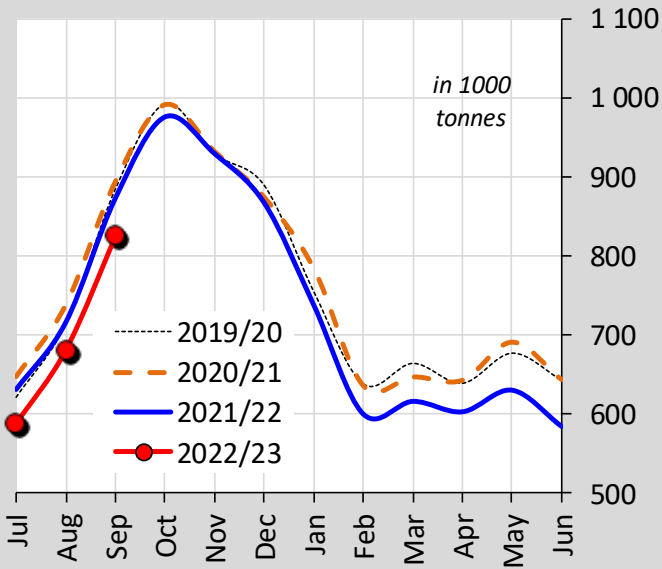
Source : EUROSTAT

EU - Cows' milk collected



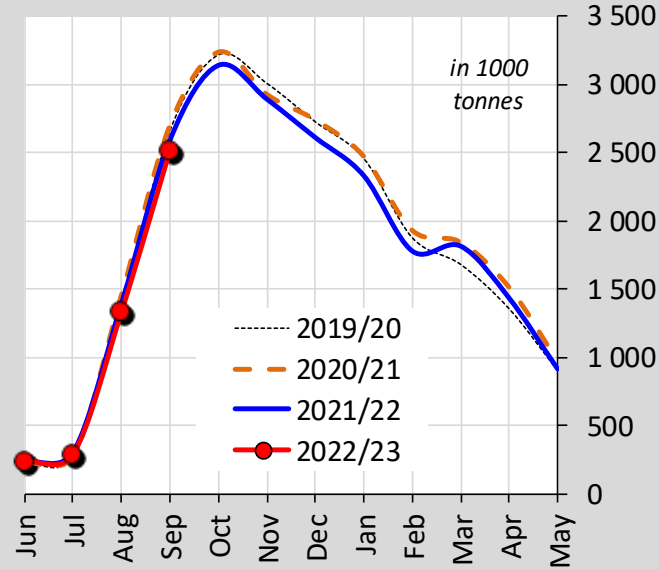
Australian milk production

Jul-Sep 2022/23 compared to 2021/22 : - 5.8%



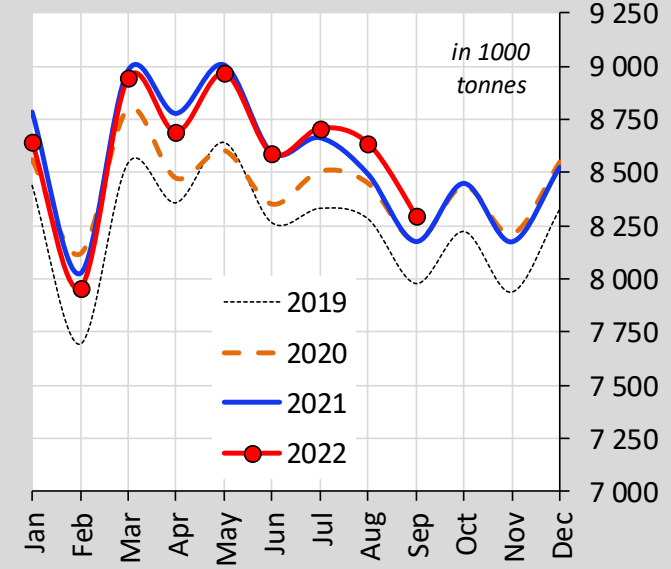
NZ milk production

Jun-Sep 2022/23 compared to 2021/22 : - 3.7%



U.S. milk production

Jan-Sep 2022 compared to 2021 : - 0.1%



Source : DairyAustralia, Dcanz, USDA

EU Exports - Top 3 destinations in 2022

Period : January-August

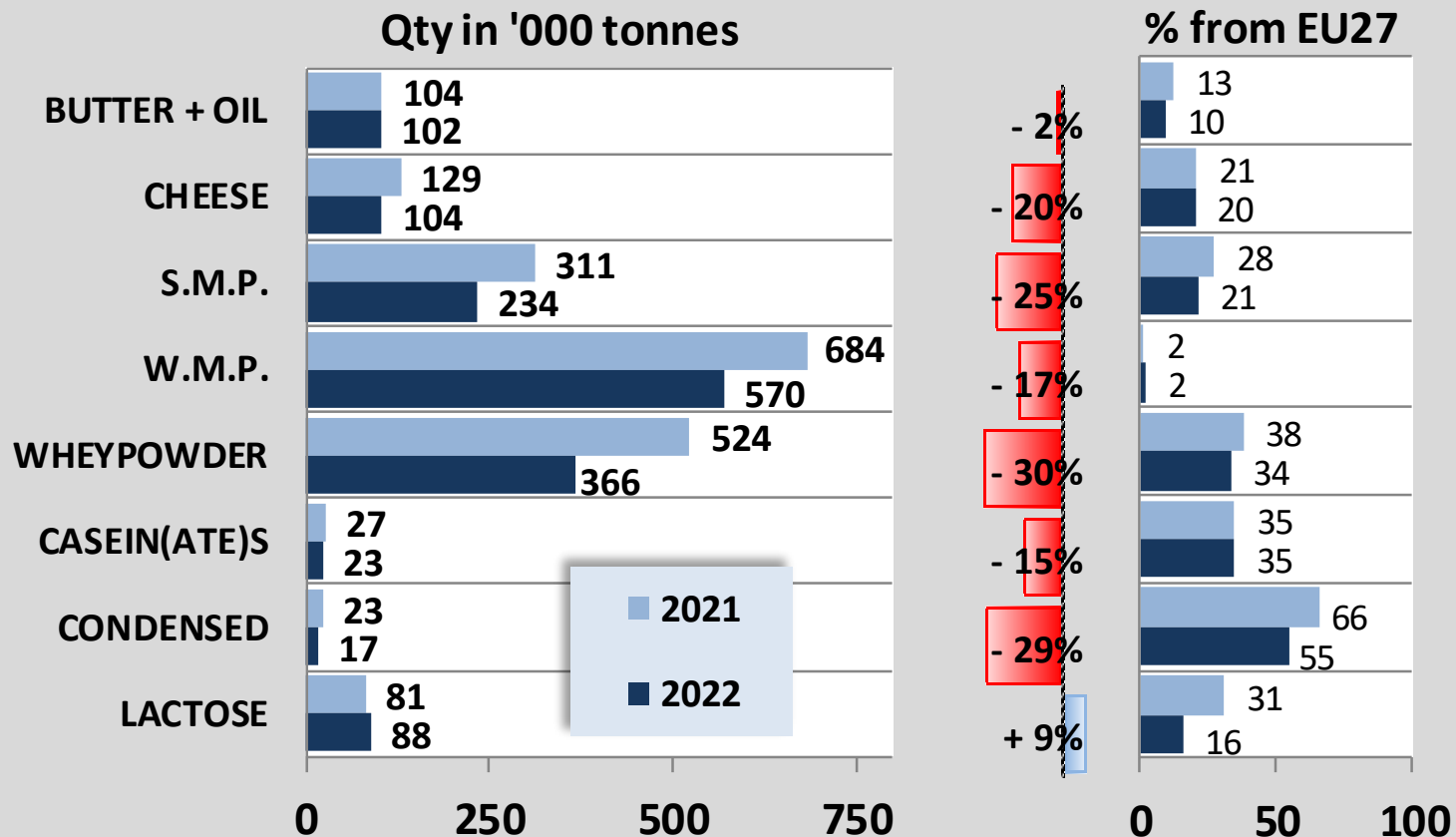
BUTTER					CHEESE				
<i>in Tonnes</i>	2020	2021	2022	% 2022/21	<i>in Tonnes</i>	2020	2021	2022	% 2022/21
Total to third countries *	149 550	124 758	115 210	↓ - 8%	Total to third countries *	598 445	640 994	617 823	↔ - 4%
USA	29 545	28 807	28 120	↔ - 2%	USA	73 821	86 508	85 160	↔ - 2%
China	10 691	12 648	8 829	↓ - 30%	Japan	86 322	83 022	83 589	↔ + 1%
South Korea	5 324	7 305	7 549	↔ + 3%	Switzerland	46 969	49 895	47 826	↔ - 4%

S.M.P.					W.M.P.				
<i>in Tonnes</i>	2020	2021	2022	% 2022/21	<i>in Tonnes</i>	2020	2021	2022	% 2022/21
Total to third countries *	567 244	551 629	454 801	↓ - 18%	Total to third countries *	219 593	197 575	157 468	↓ - 20%
Algeria	95 882	69 722	62 099	↓ - 11%	Oman	33 744	32 657	39 836	↑ + 22%
China	80 778	100 261	58 697	↓ - 41%	China	10 580	15 590	14 527	↓ - 7%
Indonesia	29 084	47 181	35 505	↓ - 25%	Kuwait	9 782	5 206	8 082	↑ + 55%

*: UK not included as destination

Source : EUROSTAT

CHINA IMPORTS (Jan-Aug 2022 compared to 2021)



MAIN EXPORTING THIRD COUNTRIES

Jan-Aug 2022 compared to 2021	BUTTER(OIL)		CHEESE		S.M.P.		W.M.P.	
	Qty in ktons	% 2022 /21	Qty in ktons	% 2022 /21	Qty in ktons	% 2022 /21	Qty in ktons	% 2022 /21
New Zealand	287	↑ +7%	221	↓ -11%	214	↑ +4%	855	↓ -18%
EU*	136	↓ -7%	618	↓ -4%	455	↓ -18%	157	↓ -20%
United States	54	↑ +48%	307	↑ +13%	557	↓ -9%	29	↑ +4%
Australia	11	↓ -22%	100	→ -1%	106	↑ +4%	39	↑ +9%
United Kingdom up to Jul	28	→ -1%	103	↑ +25%	20	↓ -34%	15	↓ -13%
Argentina	8	↓ -4%	35	↑ +6%	9	↑ +32%	85	↑ +9%

MAIN IMPORTING THIRD COUNTRIES

Jan-Aug 2022 compared to 2021	BUTTER(OIL)		CHEESE		S.M.P.		W.M.P.	
	Qty in ktons	% 2022 /21	Qty in ktons	% 2022 /21	Qty in ktons	% 2022 /21	Qty in ktons	% 2022 /21
China	102	↓ -2%	104	↓ -20%	234	↓ -25%	570	↓ -17%
United Kingdom up to Jul	28	↑ +6%	236	↑ +8%	6	↓ -29%	12	↓ -4%
Japan	7	↓ -22%	184	↓ -4%	14	↓ -6%	2	↑ +28%
Indonesia up to Jul	15	↑ +55%	17	↑ +16%	122	→ +0%	53	↑ +33%
United States	45	↑ +12%	120	→ +1%	0	↑ +53%	10	↑ +22%
Philippines up to Jun	15	↓ -19%	23	↓ -9%	109	↑ +51%	8	↓ -34%

Source : IHS Markit/GTA



GDT Auction

Event 320

15 November 2022

+2.4%

Average price (USD/MT, FAS)

\$3 623



Anhydrous
Milk Fat



Butter



Butter Milk
Powder



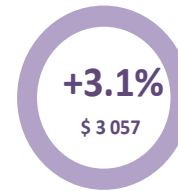
Cheddar



Lactose



Skim Milk
Powder



Whole Milk
Powder



Source : Globaldairytrade



Previous

Agriculture
and Rural
Development

➡ back to Dashboard