

EU Prices

EU Price Apr-2022
Evolution since last month

Raw Milk **46.0** €/100 kg **+ 5.7%**

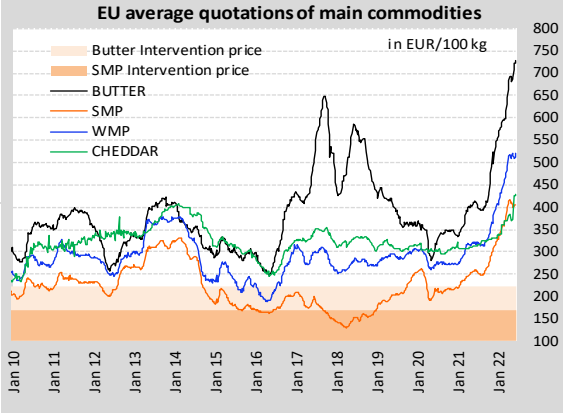
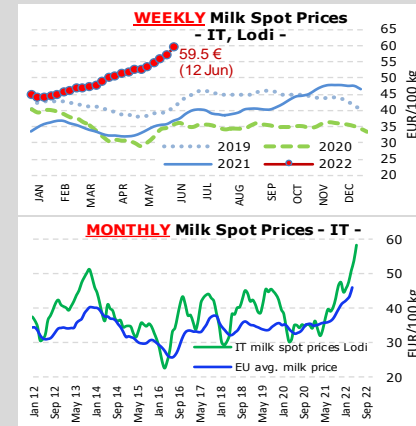
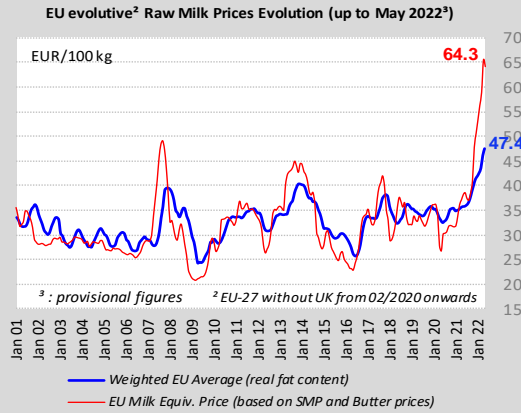
EU Prices (week 23)
Compared to the average of the previous 4 weeks

BUTTER **727** €/100 kg **+ 2.4%**

S.M.P. **405** €/100 kg **+ 0.6%**

W.M.P. **519** €/100 kg **+ 1.4%**

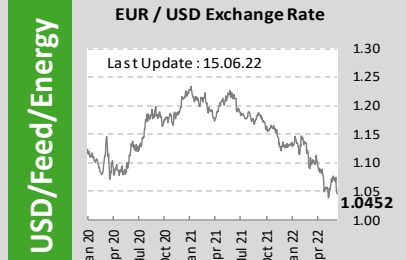
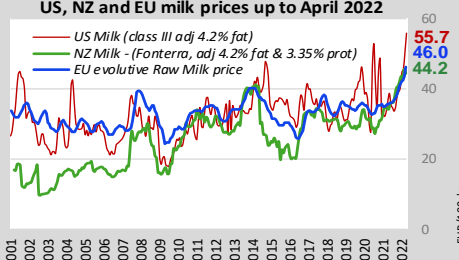
CHEDDAR **427** €/100 kg **+ 3.6%**



World Quotations

LATEST WORLD QUOTATIONS

	Price in USD/Tonne on 12.06.2022			% change (15 days ago)		
	EU	Oceania	USA	EU	Oceania	USA
Butter	7 750	5 938	6 568	+3.6%	-4.0%	+3.3%
SMP	4 333	4 225	4 127	+1.7%	+5.0%	+1.9%
WMP	5 500	4 013	5 016	+1.4%	+4.2%	+1.6%
Cheddar	4 575	5 488	5 011	+1.5%	-7.2%	-1.9%



OIL : Europe Brent Spot Price (USD/Barrel)

Last update: 12.06.22

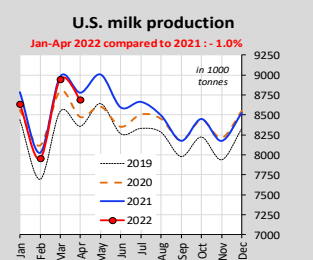
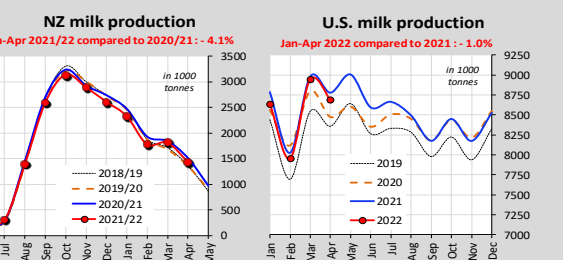
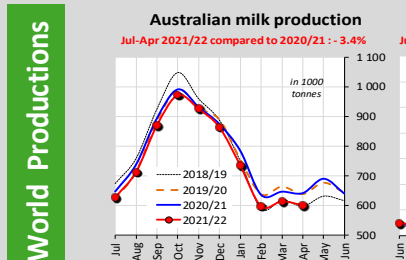
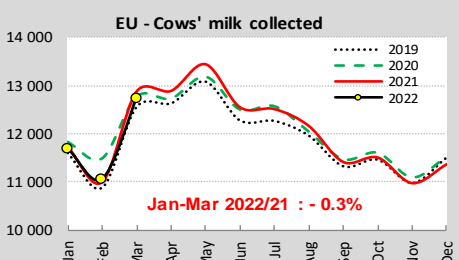
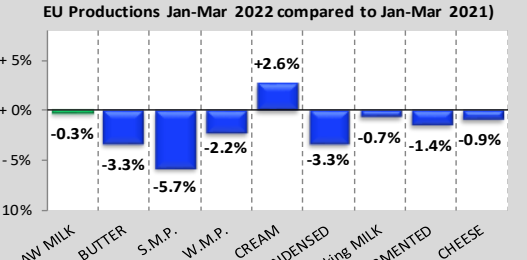
USD/Barrel

Feed / Energy quotations (evolution compared to the average of the previous 4 weeks) (week 23)

Feed costs **- 1.3%**

Energy costs **+ 6.8%**

EU Productions



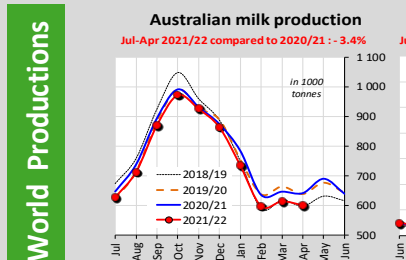
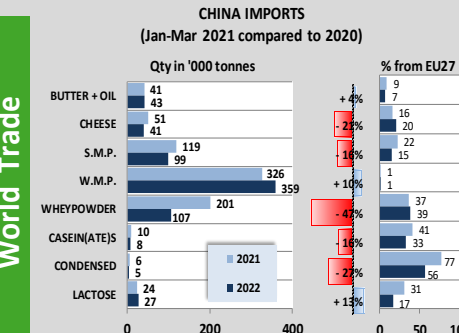
EU Trade

EU Exports - Top 3 destinations in 2022
Period: January-March

	BUTTER				CHEESE			
	2020	2021	2022	% 2020 /21	2020	2021	2022	% 2020 /21
Total to third countries*	52 454	45 799	43 300	-5%	222 857	234 062	228 905	-2%
USA	8 083	7 437	7 468	+0%	30 447	25 627	29 001	+13%
China	2 325	5 394	3 872	-28%	24 773	28 190	26 481	-6%
South Korea	1 959	1 876	3 202	+71%	16 174	18 945	17 304	-9%

	S.M.P.				W.M.P.			
	2020	2021	2022	% 2020 /21	2020	2021	2022	% 2020 /21
Total to third countries*	192 458	201 260	156 018	-22%	70 945	71 689	61 171	-15%
China	24 865	26 019	17 729	-32%	10 523	14 858	16 107	+8%
Indonesia	9 442	17 617	15 501	-12%	3 430	4 172	5 521	+32%
Algeria	33 478	23 049	13 519	-41%	2 053	1 919	2 676	+39%

*: UK not included as destination



MAIN EXPORTING THIRD COUNTRIES

Jan-Mar 2022 compared to 2021	BUTTER(OIL)	CHEESE	S.M.P.	W.M.P.
	Qty in ktons 2022 /21	Qty in ktons 2022 /21	Qty in ktons 2022 /21	Qty in ktons 2022 /21
New Zealand	119	96	99	375
EU*	53	229	156	61
United States	19	105	203	9
Australia	6	41	51	18
Belarus	10	51	18	5
Argentina	4	11	2	38

MAIN IMPORTING THIRD COUNTRIES

Jan-Mar 2022 compared to 2021	BUTTER(OIL)	CHEESE	S.M.P.	W.M.P.
	Qty in ktons 2022 /21	Qty in ktons 2022 /21	Qty in ktons 2022 /21	Qty in ktons 2022 /21
China	43	41	99	359
Japan	3	63	8	1
United Kingdom	5	61	1	2
United States	13	41	0	4
South Korea	6	38	4	2
Thailand	4	5	19	27

*: UK not included as destination

GDT Auction

Event 309
7 June 2022

+1.5%
Average price (USD/MT, FAS)
\$4 656

Anhydrous Milk Fat **+2.7%** \$ 6 201

Butter **+5.6%** \$ 6 068

Butter Milk Powder **+4.5%** \$ 4 398

Cheddar **-3.6%** \$ 5 365

Lactose **n/r** n.a.

Skim Milk Powder **+3.0%** \$ 4 240

Whole Milk Powder **-0.3%** \$ 4 158