

EU Prices

EU Price Dec-2021 Evolution since last month

Raw Milk 41.3 €/100 kg + 2.8%

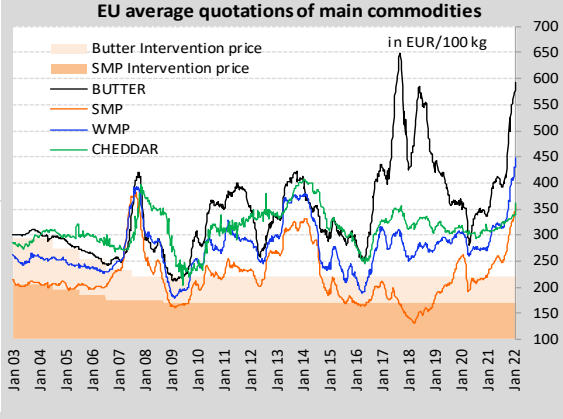
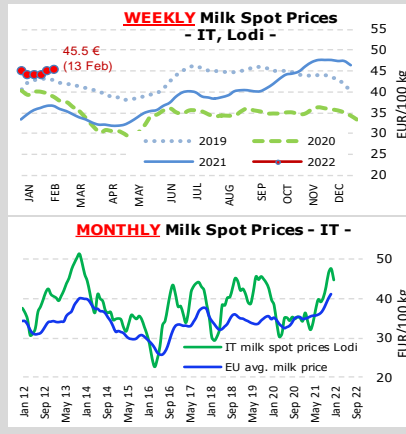
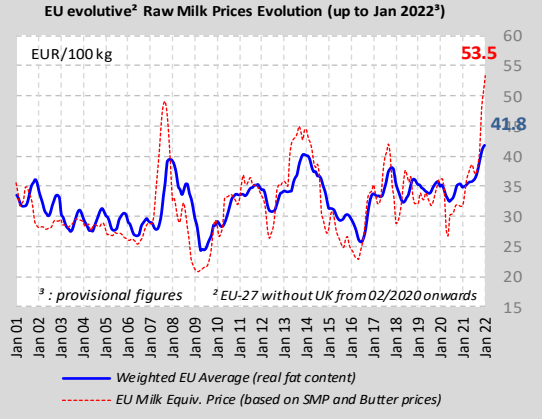
EU Prices (week 06) Compared to the average of the previous 4 weeks

BUTTER 592 €/100 kg + 2.4%

S.M.P. 360 €/100 kg + 4.3%

W.M.P. 448 €/100 kg + 3.9%

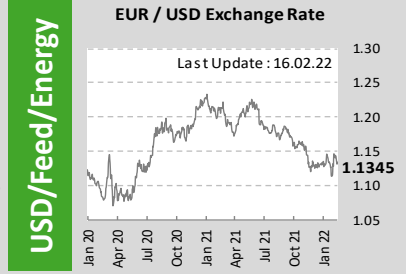
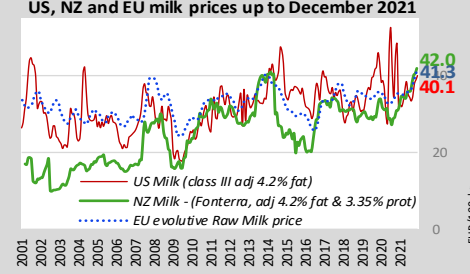
CHEDDAR 361 €/100 kg + 4.9%



World Quotations

LATEST WORLD QUOTATIONS

	Price in USD/Tonne on 6.02.2022			% change (15 days ago)		
	EU	Oceania	USA	EU	Oceania	USA
Butter	6 423	6 275	5 480	👉 -2.1%	👉 +4.1%	👇 -13.5%
SMP	3 884	4 025	4 004	👉 +0.4%	👉 +1.9%	👉 -0.8%
WMP	4 815	4 213	5 093	👉 -0.5%	👉 +4.0%	👉 +10.1%
Cheddar	3 776	5 563	4 122	👉 -2.6%	👉 -1.1%	👉 +1.4%



OIL : Europe Brent Spot Price (USD/Barrel)

Last update: 13.02.22

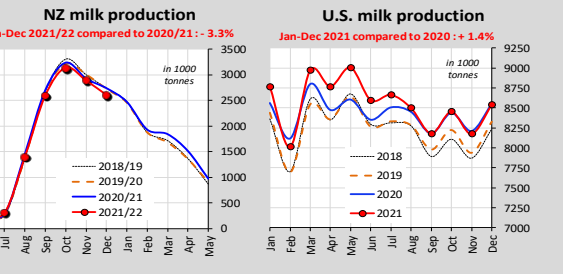
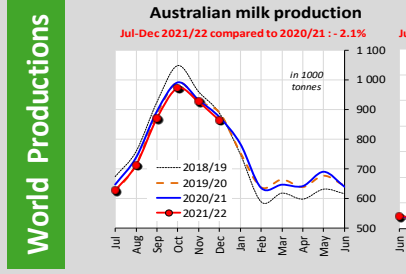
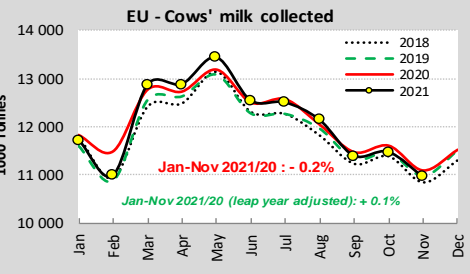
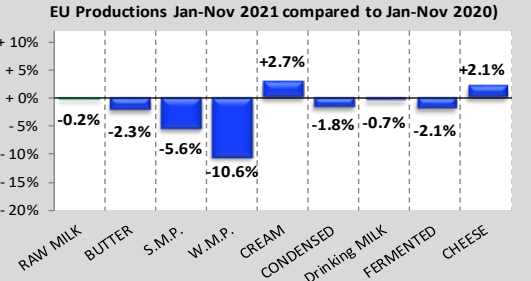
USD/Barrel

Feed / Energy quotations (evolution compared to the average of the previous 4 weeks) (week 06)

Feed costs + 1.7%

Energy costs + 6.4%

EU Productions



EU Trade

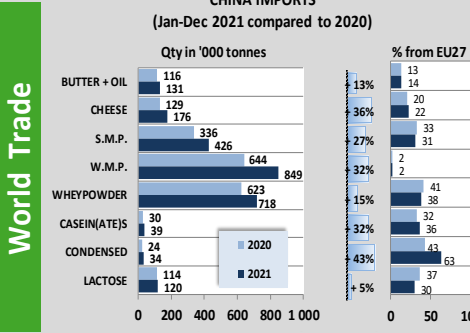
EU Exports - Top 3 destinations in 2021

Period : January-December

	BUTTER				CHEESE			
	2019	2020	2021	% 2020 /19	2019	2020	2021	% 2020 /19
Total to third countries*	175 095	201 585	181 062	👇 -10%	841 657	908 486	959 812	👉 +6%
USA	33 035	37 676	41 811	👉 +11%	131 294	117 749	132 930	👉 +13%
China	10 310	14 635	16 337	👉 +12%	113 691	128 049	118 334	👇 -8%
South Korea	5 180	7 700	10 675	👉 +39%	62 079	69 216	72 644	👉 +5%

	S.M.P.				W.M.P.			
	2019	2020	2021	% 2020 /19	2019	2020	2021	% 2020 /19
Total to third countries*	921 057	803 096	774 396	👇 -4%	281 486	314 389	279 719	👇 -11%
China	122 390	121 462	125 097	👉 +3%	40 531	47 698	39 118	👇 -18%
Algeria	94 364	118 551	89 547	👇 -43%	18 776	21 349	25 766	👉 +21%
Indonesia	70 841	45 044	64 505	👉 +43%	15 457	16 085	22 440	👉 +40%

*: UK not included as destination



MAIN EXPORTING THIRD COUNTRIES

Jan-Dec 2021 compared to 2020

	BUTTER(OIL)	CHEESE	S.M.P.	W.M.P.
New Zealand	394 👉 -7%	359 👉 +10%	326 👉 -9%	1 620 👉 +6%
EU*	212 👇 -12%	960 👉 +6%	774 👉 -4%	280 👇 -11%
United States	58 👇 -11%	407 👉 +14%	894 👉 +9%	40 👉 +3%
Belarus	up to Nov 72 👇 -13%	up to Nov 272 👉 +9%	up to Nov 111 👉 -3%	up to Nov 35 👉 +39%
Australia	21 👇 -36%	159 👉 +4%	157 👉 +22%	52 👉 +40%
United Kingdom	up to Nov 24 👇 -57%	up to Nov 96 👇 -45%	up to Nov 36 👇 -47%	up to Nov 25 👇 -48%

MAIN IMPORTING THIRD COUNTRIES

Jan-Dec 2021 compared to 2020

	BUTTER(OIL)	CHEESE	S.M.P.	W.M.P.
China	131 👉 +13%	176 👉 +36%	426 👉 +27%	849 👉 +32%
Russia	120 👇 -4%	323 👉 +4%	59 👇 -2%	28 👇 -11%
United Kingdom	up to Nov 49 👇 -24%	up to Nov 371 👉 +3%	up to Nov 13 👇 -31%	up to Nov 19 👇 -8%
Japan	12 👇 -14%	288 👉 -1%	22 👇 -44%	2 👇 -16%
Indonesia	up to Nov 17 👉 +10%	up to Nov 266 👉 +9%	up to Nov 180 👉 +1%	up to Nov 59 👉 +38%
United States	62 👇 -8%	188 👉 +14%	0 👇 -48%	12 👇 -50%

*: UK not included as destination

GDT Auction

Event 302 15 February 2022

Average price (USD/MT, FAS) **+4.2%**

\$ 4 840

Butter Milk Fat: +1.2% (\$ 6 889)

Butter: +5.1% (\$ 6 686)

Butter Milk Powder: n.a.

Cheddar: +3.5% (\$ 5 881)

Lactose: +3.4% (\$ 1 609)

Skim Milk Powder: +6.0% (\$ 4 295)

Whole Milk Powder: +4.2% (\$ 4 503)