

## EU Prices

**EU Price Oct-2021**

Evolution since last month

Raw Milk **38.5** €/100 kg **+ 3.1%**

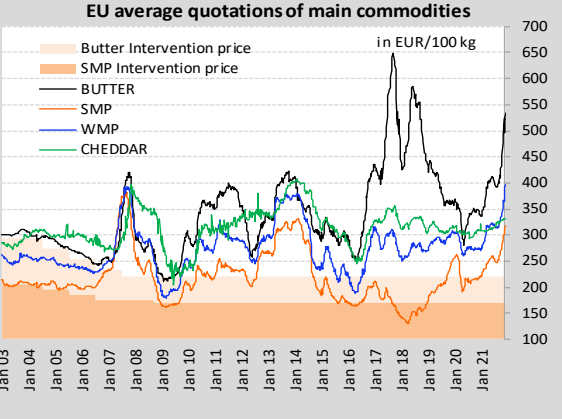
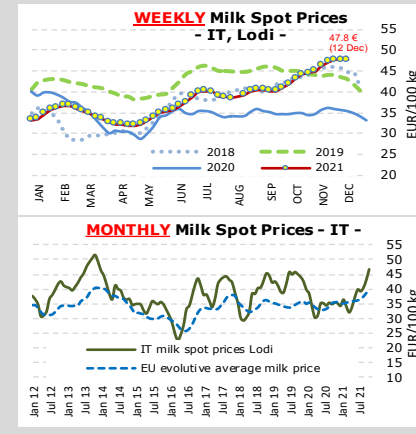
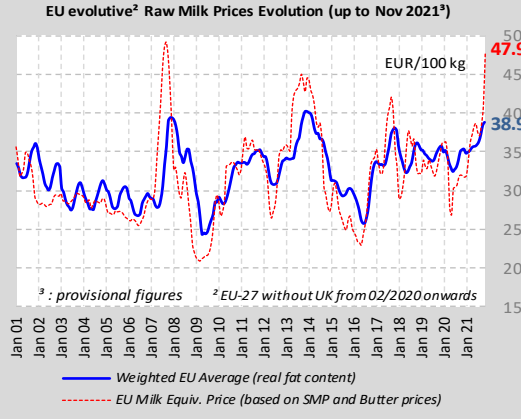
Compared to the average of the previous 4 weeks

BUTTER **547** €/100 kg **+ 5.1%**

S.M.P. **322** €/100 kg **+ 3.7%**

W.M.P. **400** €/100 kg **+ 4.3%**

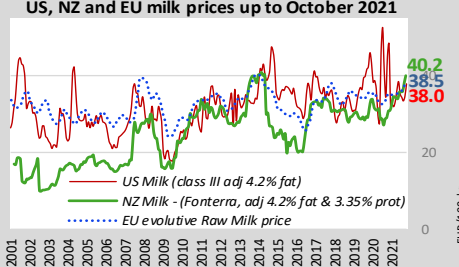
CHEDDAR **332** €/100 kg **+ 0.4%**



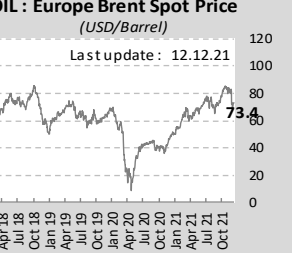
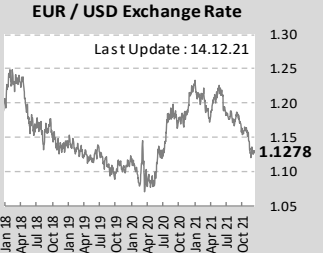
## World Quotations

**LATEST WORLD QUOTATIONS**

	Price in USD/Tonne on 12.12.2021			% change (15 days ago)		
	EU	Oceania	USA	EU	Oceania	USA
<b>Butter</b>	6 031	5 713	4 542	↑ +7.5%	↓ -4.6%	↑ +3.5%
<b>SMP</b>	3 582	3 700	3 492	↑ +3.0%	↑ +2.4%	↑ +1.2%
<b>WMP</b>	4 490	4 000	4 123	↑ +4.8%	↑ +0.3%	nc
<b>Cheddar</b>	3 743	5 175	4 075	↑ +0.5%	↑ -1.0%	↑ -0.5%



## USD/Feed/Energy

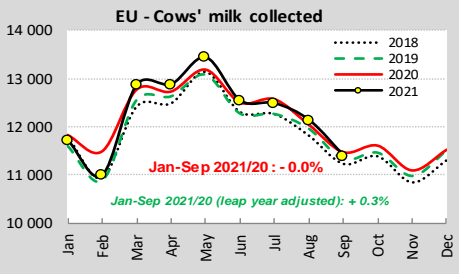
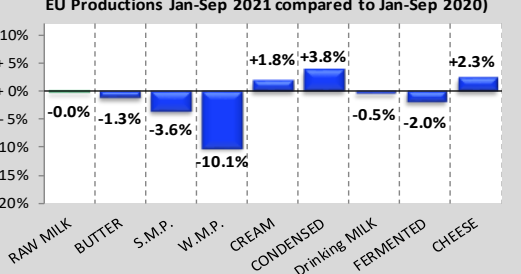


**Feed / Energy quotations**  
(evolution compared to the average of the previous 4 weeks)  
(week 49)

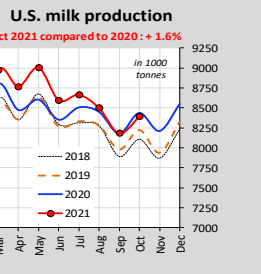
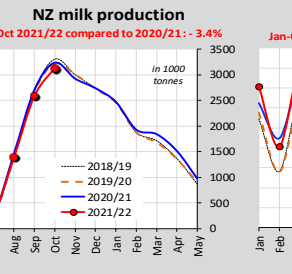
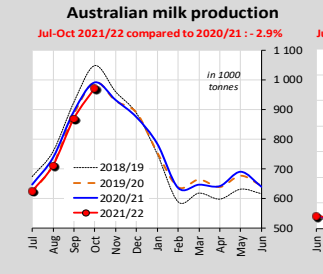
Feed costs **+ 0.1%**

Energy costs **- 7.1%**

## EU Productions



## World Productions



## EU Trade

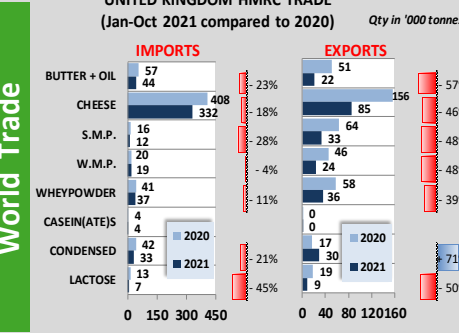
**EU Exports - Top 3 destinations in 2021**  
Period : January-October

	BUTTER				CHEESE				
	In Tonnes	2019	2020	2021	% 2020 /19	In Tonnes	2019	2020	2021
Total to third countries*	140 210	177 527	153 236	↓ -14%	700 815	753 504	802 149	↓ +6%	
USA	30 182	35 432	34 470	↓ -3%	113 656	96 546	112 006	↑ +16%	
China	8 744	13 142	15 050	↑ +15%	95 901	108 318	101 512	↓ -6%	
South Korea	4 231	6 305	8 845	↑ +40%	52 101	58 136	61 282	↑ +5%	

	S.M.P.				W.M.P.				
	In Tonnes	2019	2020	2021	% 2020 /19	In Tonnes	2019	2020	2021
Total to third countries*	809 093	684 915	672 658	↓ -2%	238 979	270 745	243 626	↓ -10%	
China	107 916	101 506	113 895	↑ +12%	36 566	40 433	37 187	↓ -8%	
Algeria	81 282	105 776	86 284	↓ -18%	16 008	18 125	23 161	↑ +28%	
Indonesia	69 045	38 419	57 809	↑ +50%	13 114	14 100	19 354	↑ +37%	

\*: UK not included as destination



## GDT Auction

**MAIN EXPORTING THIRD COUNTRIES**

	BUTTER(OIL)		CHEESE		S.M.P.		W.M.P.	
	Qty in ktons	%	Qty in ktons	%	Qty in ktons	%	Qty in ktons	%
Jan-Oct 2021 compared to 2020								
New Zealand	316	↓ -6%	296	↑ +17%	255	↓ -6%	1 227	↑ +9%
EU*	180	↓ -15%	802	↑ +6%	673	↓ -2%	244	↓ -10%
United States	48	↓ -12%	342	↑ +11%	760	↑ +10%	33	↑ +5%
Belarus	59	↑ +12%	218	↑ +1%	90	↓ -7%	30	↑ +45%
Australia	17	↑ +44%	128	↑ +3%	122	↑ +15%	43	↑ +55%
United Kingdom	22	↓ -57%	85	↓ -46%	33	↓ -48%	24	↓ -48%

**MAIN IMPORTING THIRD COUNTRIES**

	BUTTER(OIL)		CHEESE		S.M.P.		W.M.P.	
	Qty in ktons	%	Qty in ktons	%	Qty in ktons	%	Qty in ktons	%
Jan-Oct 2021 compared to 2020								
China	116	↑ +21%	146	↑ +38%	375	↑ +34%	753	↑ +38%
United Kingdom	44	↓ -23%	332	↓ -18%	12	↓ -28%	19	↓ -4%
Russia	99	↓ -2%	265	↑ +5%	48	↓ -3%	24	↓ -13%
Japan	9	↑ +9%	241	↑ +1%	17	↓ -47%	2	↑ +11%
Indonesia	14	↑ +19%	21	↑ +12%	150	↑ +0%	49	↑ +41%
United States	51	↓ -13%	154	↑ +17%	0	↓ -49%	10	↓ -50%

\*: UK not included as destination

**Event 297**  
7 December 2021

**+1.4%**

Average price (USD/MT, FAS)  
**\$4 290**

Anhydrous Milk Fat	+3.0%	\$ 6 668
Butter	+4.6%	\$ 5 791
Butter Milk Powder	+2.9%	\$ 3 620
Cheddar	+1.0%	\$ 5 220
Lactose	+3.5%	\$ 1 339
Skim Milk Powder	+1.3%	\$ 3 721
Whole Milk Powder	+0.6%	\$ 4 008