

EU Prices

EU Price Jun-2021
Evolution since last month

Raw Milk 35.7 €/100 kg + 0.0%

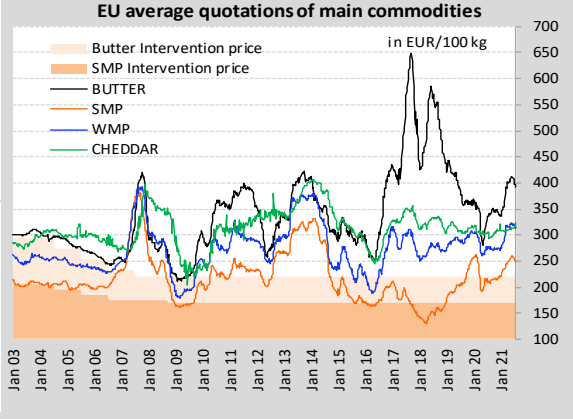
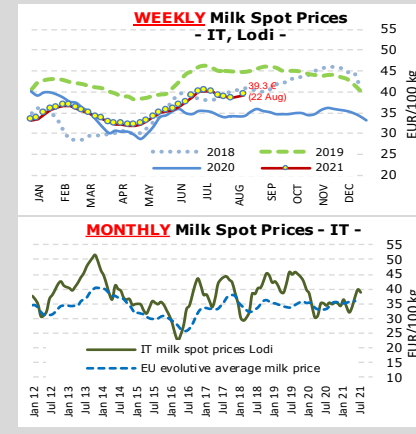
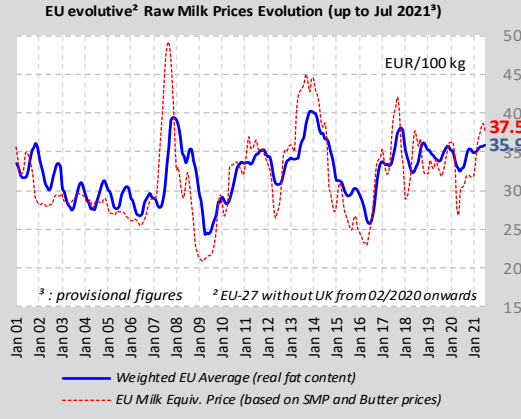
EU Prices (week 33)
Compared to the average of the previous 4 weeks

BUTTER 394 €/100 kg + 0.1%

S.M.P. 251 €/100 kg + 1.2%

W.M.P. 314 €/100 kg - 0.4%

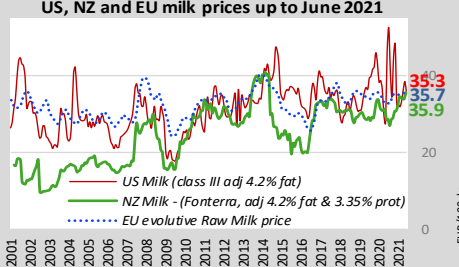
CHEDDAR 325 €/100 kg + 0.9%



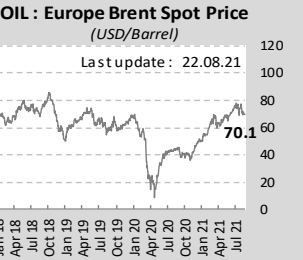
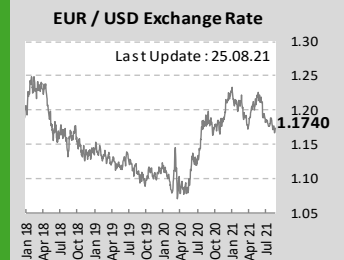
World Quotations

LATEST WORLD QUOTATIONS

	Price in USD/Tonne on 22.08.2021			% change (15 days ago)		
	EU	Oceania	USA	EU	Oceania	USA
Butter	4 655	4 725	3 708	-0.4%	+4.1%	+0.5%
SMP	2 933	3 075	2 766	-0.6%	+1.2%	-0.5%
WMP	3 728	3 625	4 012	-0.9%	-2.7%	nc
Cheddar	3 819	4 163	3 859	-1.0%	+0.3%	-0.2%



USD/Feed/Energy

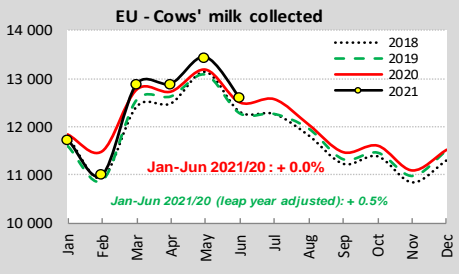
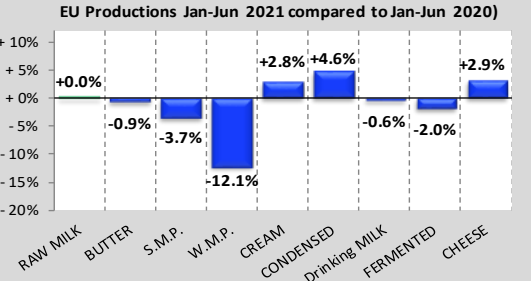


Feed / Energy quotations
(evolution compared to the average of the previous 4 weeks)
(week 33)

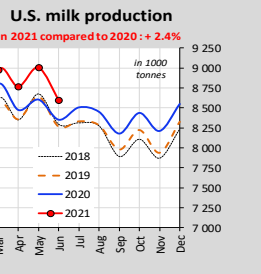
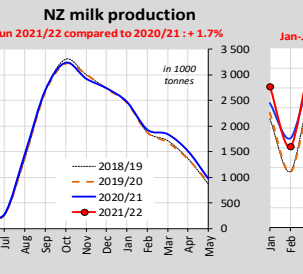
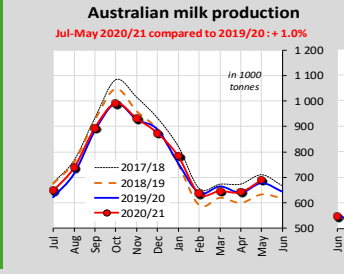
Feed costs + 3.3%

Energy costs - 0.8%

EU Productions



World Productions



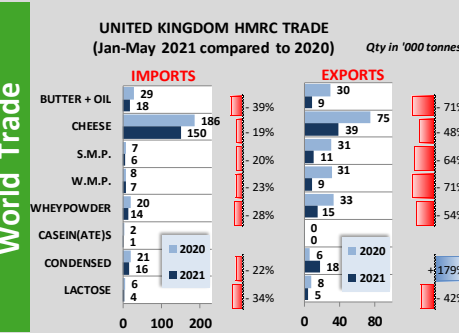
EU Trade

EU Exports - Top 3 destinations in 2021
Period : January-May

	BUTTER				CHEESE			
	2019	2020	2021	% 2020 /20	2019	2020	2021	% 2020 /20
Total to third countries*	60 969	96 544	76 864	-20%	339 437	370 276	394 538	+7%
USA	13 609	18 748	15 298	-18%	49 566	44 578	48 763	+9%
China	3 763	5 239	9 253	+77%	45 218	48 931	47 791	-2%
Saudi Arabia	3 559	9 415	3 796	-60%	26 096	28 968	31 891	+10%

	S.M.P.				W.M.P.			
	2019	2020	2021	% 2020 /19	2019	2020	2021	% 2020 /19
Total to third countries*	420 711	344 602	342 449	-1%	113 060	125 868	118 679	-6%
China	52 164	42 310	52 790	+25%	21 645	20 506	22 507	+10%
Algeria	41 542	66 918	39 306	-41%	4 317	9 478	8 868	-6%
Indonesia	41 314	17 849	34 862	+95%	6 290	5 440	7 650	+41%

*: UK not included as destination



GDT Auction

MAIN EXPORTING THIRD COUNTRIES

Jan-May 2021 compared to 2020

	BUTTER(OIL)	CHEESE	S.M.P.	W.M.P.
New Zealand	186 ↓ -5%	167 ↑ +19%	143 ↓ -16%	724 ↓ -10%
EU*	91 ↓ -24%	395 ↑ +7%	342 ↓ -1%	119 ↓ -6%
United States	23 ↓ -14%	164 ↑ +6%	389 ↑ +20%	19 ↑ +13%
Belarus	32 ↑ +23%	121 ↑ +14%	45 ↑ +16%	19 ↑ +78%
Australia	10 ↑ +3%	68 ↑ +9%	76 ↑ +22%	23 ↑ +50%
United Kingdom	9 ↓ -71%	39 ↓ -48%	11 ↓ -64%	9 ↓ -71%

MAIN IMPORTING THIRD COUNTRIES

Jan-May 2021 compared to 2020

	BUTTER(OIL)	CHEESE	S.M.P.	W.M.P.
China	71 ↑ +24%	83 ↑ +66%	197 ↑ +47%	467 ↑ +23%
Russia	54 ↓ -2%	143 ↓ -19%	19 ↓ -16%	11 ↓ -20%
United Kingdom	18 ↓ -39%	150 ↓ -19%	6 ↓ -20%	7 ↓ -23%
Japan	6 ↓ -16%	118 ↓ -0%	11 ↓ -43%	1 ↓ -4%
Indonesia	6 ↓ -5%	8 ↓ -11%	67 ↑ +45%	22 ↑ +94%
United States	22 ↓ -17%	67 ↓ +8%	0 ↓ -65%	6 ↓ -51%

*: UK not included as destination

Event 290
17 August 2021

+0.3%
Average price (USD/M, FAT)

\$3 827

Anhydrous Milk Fat +1.5% (\$ 5 791)

Butter +4.0% (\$ 4 771)

Butter Milk Powder n/r

Cheddar +2.8% (\$ 4 184)

Lactose +0.0% (\$ 1 097)

Skim Milk Powder +1.1% (\$ 3 052)

Whole Milk Powder -1.5% (\$ 3 552)