

EU Prices

EU Price May-2021
Evolution since last month

Raw Milk 35.7 €/100 kg **+ 0.9%**

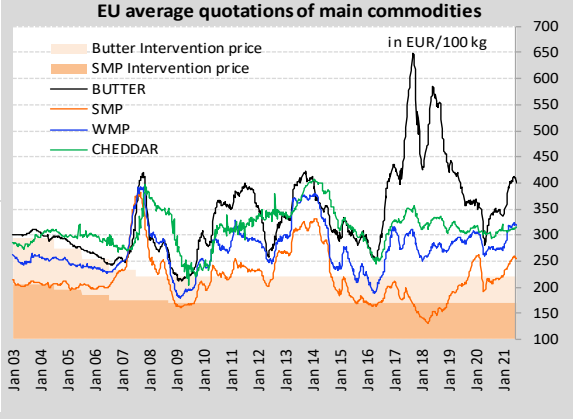
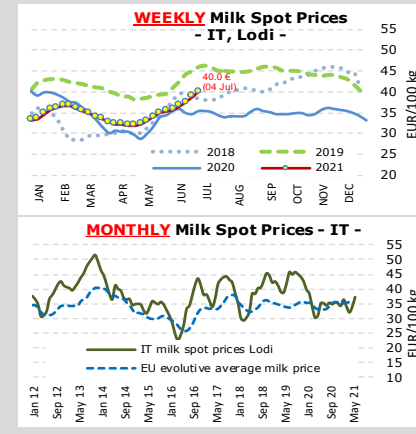
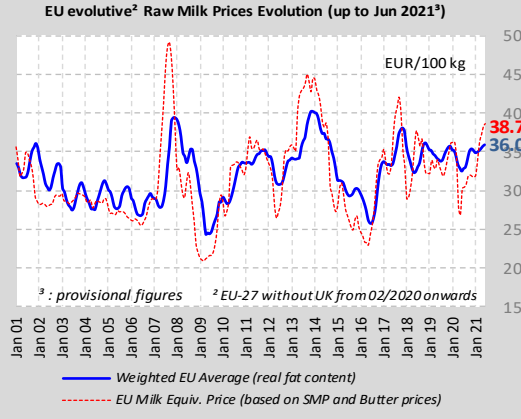
EU Prices (week 26)
Compared to the average of the previous 4 weeks

BUTTER 400 €/100 kg **- 2.3%**

S.M.P. 255 €/100 kg **- 1.3%**

W.M.P. 319 €/100 kg **- 0.6%**

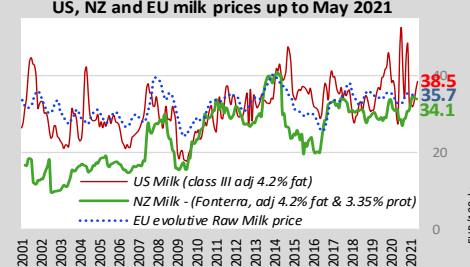
CHEDDAR 316 €/100 kg **+ 0.7%**



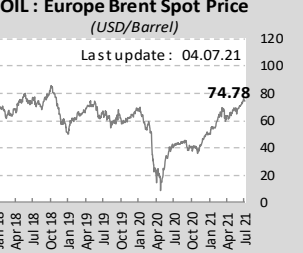
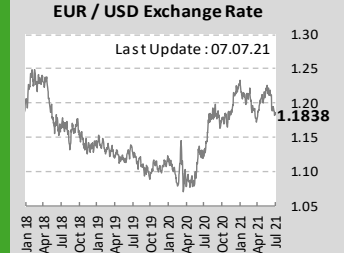
World Quotations

LATEST WORLD QUOTATIONS

	Price in USD/Tonne on 27.06.2021			% change (15 days ago)		
	EU	Oceania	USA	EU	Oceania	USA
Butter	4 876	4 663	3 835	↓ -2.6%	↓ -1.3%	↓ -3.6%
SMP	3 067	3 463	2 775	↓ -2.5%	↓ -1.4%	↓ -1.2%
WMP	3 823	4 050	3 990	↓ -2.2%	↓ -0.6%	↑ +0.6%
Cheddar	3 731	4 400	3 271	↓ -1.7%	↑ +0.9%	↓ -1.1%



USD/Feed/Energy

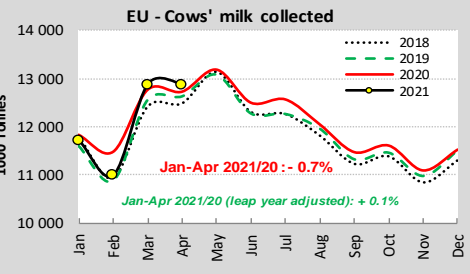
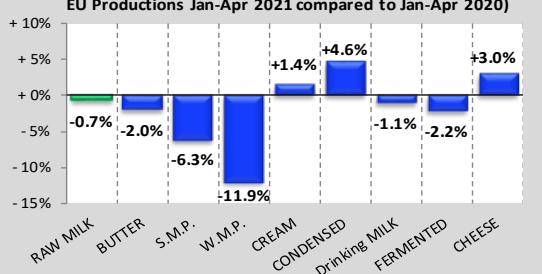


Feed / Energy quotations
(evolution compared to the average of the previous 4 weeks)
(week 26)

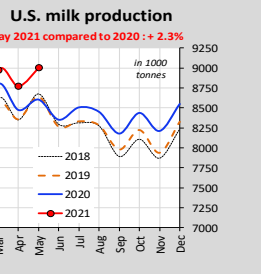
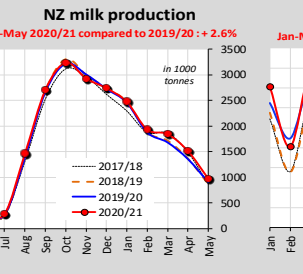
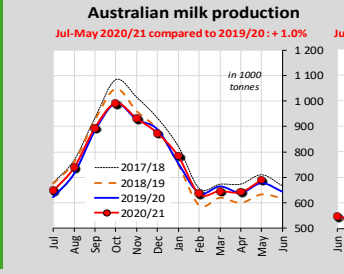
Feed costs **- 0.1%**

Energy costs **+ 3.4%**

EU Productions



World Productions



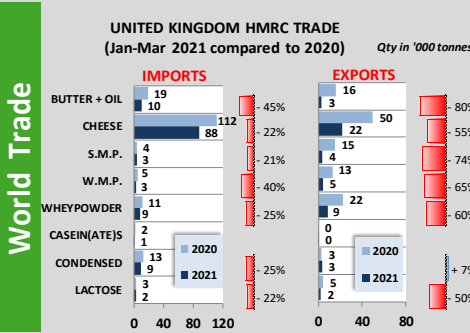
EU Trade

EU Exports - Top 3 destinations in 2021
Period : January-April

	BUTTER				CHEESE			
	2019	2020	2021	% 2020 /19	2019	2020	2021	% 2020 /19
Total to third countries*	45 937	74 203	62 706	↓ -15%	267 943	294 981	314 805	↑ +7%
USA	10 209	12 914	11 959	↓ -7%	36 162	35 110	38 096	↑ +9%
China	2 925	3 512	7 718	↑ +120%	38 706	38 176	36 190	↓ -5%
Saudi Arabia	2 792	7 687	3 083	↓ -60%	20 629	22 441	25 475	↑ +14%

	S.M.P.				W.M.P.			
	2019	2020	2021	% 2020 /19	2019	2020	2021	% 2020 /19
Total to third countries*	337 922	270 930	272 382	↑ +1%	88 984	97 836	96 090	↓ -2%
China	38 454	31 978	37 875	↑ +18%	15 858	16 516	19 606	↑ +19%
Algeria	34 329	52 700	31 737	↓ -40%	3 756	6 729	6 583	↓ -2%
Indonesia	35 275	14 370	26 413	↑ +84%	5 415	4 357	5 682	↑ +30%

*: UK not included as destination



GDT Auction

MAIN EXPORTING THIRD COUNTRIES

	BUTTER(OIL)		CHEESE		S.M.P.		W.M.P.	
	Qty in ktons	%	Qty in ktons	%	Qty in ktons	%	Qty in ktons	%
Jan-Apr 2021 compared to 2020								
New Zealand	153	↓ -4%	132	↑ +17%	110	↓ -21%	592	↑ +8%
EU*	74	↓ -20%	315	↑ +7%	272	↑ +1%	96	↓ -2%
United States	17	↑ +104%	133	↑ +11%	301	↑ +17%	15	↑ +23%
Belarus	25	↑ +20%	96	↑ +13%	37	↑ +17%	11	↑ +81%
Australia	9	↑ +198%	56	↑ +15%	64	↑ +41%	17	↑ +26%
United Kingdom I	3	↓ -80%	22	↓ -55%	4	↓ -74%	5	↓ -65%

MAIN IMPORTING THIRD COUNTRIES

	BUTTER(OIL)		CHEESE		S.M.P.		W.M.P.	
	Qty in ktons	%	Qty in ktons	%	Qty in ktons	%	Qty in ktons	%
Jan-Apr 2021 compared to 2020								
China	56	↑ +12%	66	↑ +51%	155	↑ +36%	392	↑ +17%
Russia	45	↓ -1%	113	↑ +18%	16	↓ -15%	8	↓ -25%
United Kingdom	10	↓ -45%	88	↓ -22%	3	↓ -21%	3	↓ 40%
Japan	5	↓ -15%	95	↑ +2%	9	↑ +43%	1	↓ -13%
United States	17	↓ -12%	54	↑ +4%	0	↓ -55%	5	↓ 50%
Australia	12	↓ -21%	35	↑ +3%	4	↓ -35%	12	↓ 30%

*: UK not included as destination

Event 287
6 July 2021

-3.6%
Average price (USD/MT, FAT)

\$3 924

Anhydrous Milk Fat: -0.9% (5 532)
Butter: -3.2% (5 458)
Butter Milk Powder: -9.8% (5 328)
Cheddar: -9.2% (5 349)
Lactose: +0.0% (5 128)
Skim Milk Powder: -7.0% (5 126)
Whole Milk Powder: -3.0% (5 384)