

## EU Prices

**EU Price Apr-2021**  
Evolution since last month

**Raw Milk** 35.4 € / 100 kg + 0.8%

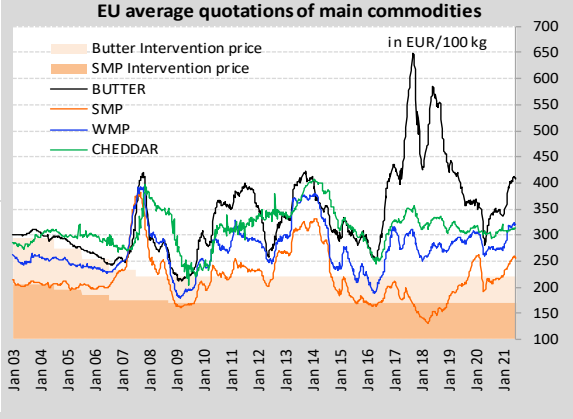
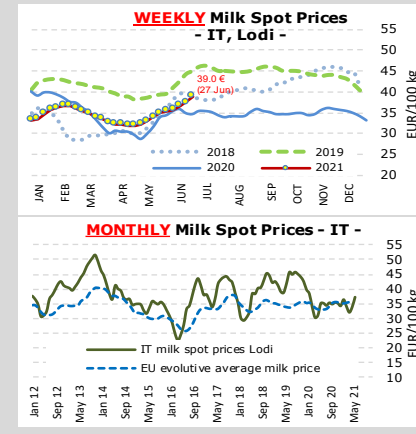
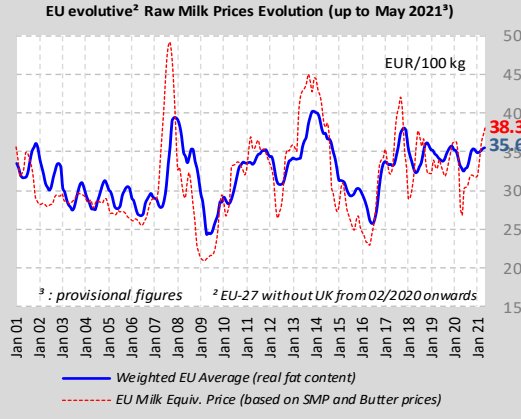
**BUTTER** 406 € / 100 kg - 1.2%

**S.M.P.** 256 € / 100 kg - 1.0%

**W.M.P.** 321 € / 100 kg + 0.1%

**CHEDDAR** 314 € / 100 kg + 0.3%

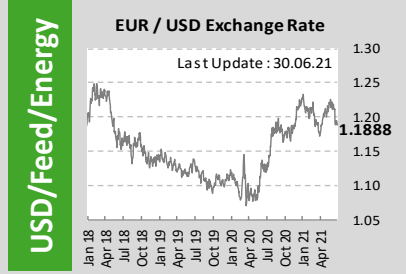
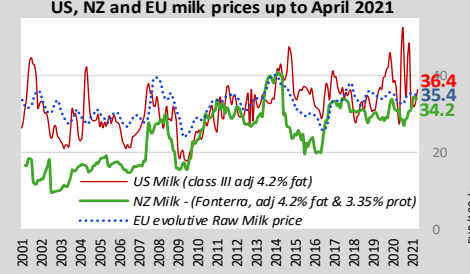
Compared to the average of the previous 4 weeks



## World Quotations

**LATEST WORLD QUOTATIONS**

	Price in USD/Tonne on 27.06.2021			% change (15 days ago)		
	EU	Oceania	USA	EU	Oceania	USA
<b>Butter</b>	4 876	4 663	3 835	↓ -2.6%	↓ -1.3%	↓ -3.6%
<b>SMP</b>	3 067	3 463	2 775	↓ -2.5%	↓ -1.4%	↓ -1.2%
<b>WMP</b>	3 823	4 050	3 990	↓ -2.2%	↓ -0.6%	↑ +0.6%
<b>Cheddar</b>	3 731	4 400	3 271	↓ -1.7%	↑ +0.9%	↓ -1.1%



**OIL : Europe Brent Spot Price (USD/Barrel)**

Last update : 27.06.21

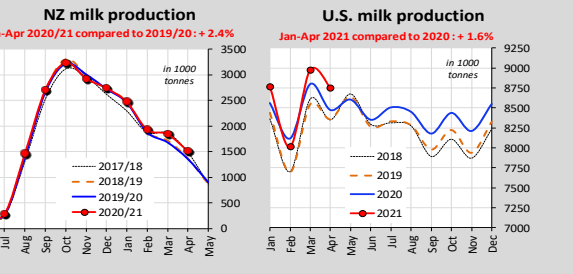
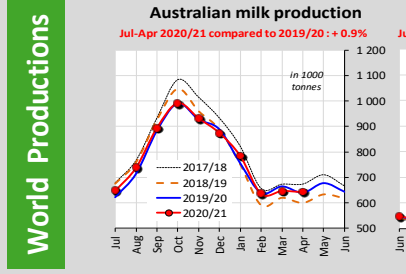
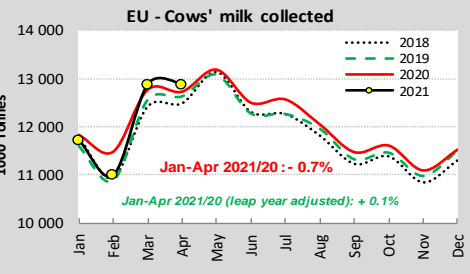
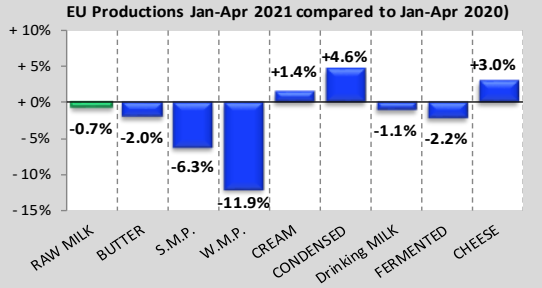
74.49

**Feed / Energy quotations**  
(evolution compared to the average of the previous 4 weeks)  
(week 25)

**Feed costs** + 1.2%

**Energy costs** + 3.0%

## EU Productions



## EU Trade

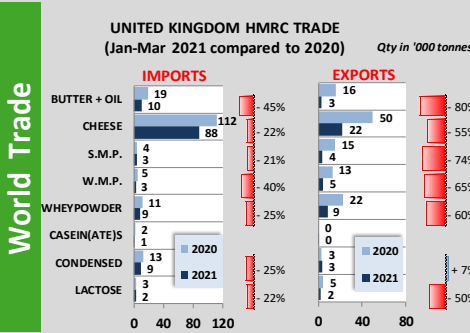
**EU Exports - Top 3 destinations in 2021**  
Period : January-April

	BUTTER				CHEESE			
	2019	2020	2021	% 2020 /19	2019	2020	2021	% 2020 /19
<b>Total to third countries*</b>	45 937	74 203	62 706	↓ -15%	267 943	294 981	314 805	↑ +7%
<b>USA</b>	10 209	12 914	11 959	↓ -7%	36 162	35 110	38 096	↑ +9%
<b>China</b>	2 925	3 512	7 718	↑ +120%	38 706	38 176	36 190	↓ -5%
<b>Saudi Arabia</b>	2 792	7 687	3 083	↓ -60%	20 629	22 441	25 475	↑ +14%

	S.M.P.				W.M.P.			
	2019	2020	2021	% 2020 /19	2019	2020	2021	% 2020 /19
<b>Total to third countries*</b>	337 922	270 930	272 382	↑ +1%	88 984	97 836	96 090	↓ -2%
<b>China</b>	38 454	31 978	37 875	↑ +18%	15 858	16 516	19 606	↑ +19%
<b>Algeria</b>	34 329	52 700	31 737	↓ -40%	3 756	6 729	6 583	↓ -2%
<b>Indonesia</b>	35 275	14 370	26 413	↑ +84%	5 415	4 357	5 682	↑ +30%

\*: UK not included as destination



**MAIN EXPORTING THIRD COUNTRIES**

	BUTTER(OIL)		CHEESE		S.M.P.		W.M.P.	
	Qty in ktons	%	Qty in ktons	%	Qty in ktons	%	Qty in ktons	%
<b>Jan-Apr 2021 compared to 2020</b>								
<b>New Zealand</b>	153	↓ -4%	132	↑ +17%	110	↓ -21%	592	↑ +8%
<b>EU*</b>	74	↓ -20%	315	↑ +7%	272	↑ +1%	96	↓ -2%
<b>United States</b>	17	↑ +104%	133	↑ +11%	301	↑ +17%	15	↑ +23%
<b>Belarus</b>	25	↑ +20%	96	↑ +13%	37	↑ +17%	11	↑ +81%
<b>Australia</b>	9	↑ +198%	56	↑ +15%	64	↑ +41%	17	↑ +26%
<b>United Kingdom I</b> (up to Mar)	3	↓ -80%	22	↓ -55%	4	↓ -74%	5	↓ -65%

**MAIN IMPORTING THIRD COUNTRIES**

	BUTTER(OIL)		CHEESE		S.M.P.		W.M.P.	
	Qty in ktons	%	Qty in ktons	%	Qty in ktons	%	Qty in ktons	%
<b>Jan-Apr 2021 compared to 2020</b>								
<b>China</b>	56	↑ +12%	66	↑ +51%	155	↑ +36%	392	↑ +17%
<b>Russia</b>	45	↓ -1%	113	↑ +18%	16	↓ -15%	8	↓ -25%
<b>United Kingdom</b> (up to Mar)	10	↓ -45%	88	↓ -22%	3	↓ -21%	3	↓ 40%
<b>Japan</b>	5	↓ -15%	95	↑ +2%	9	↓ -43%	1	↓ -13%
<b>United States</b>	17	↓ -12%	54	↑ +4%	0	↓ -55%	5	↓ 50%
<b>Australia</b>	12	↓ -21%	35	↑ +3%	4	↓ -35%	12	↓ 30%

**GDT Auction**

**Event 286**  
15 June 2021

**-1.3%**  
Average price (USD/Mt, FAT)

\$4 083

\*: UK not included as destination

Anhydrous Milk Fat	+0.6%	5 5 687
Butter	-1.7%	5 4 632
Butter Milk Powder	n/r	n/a
Cheddar	+0.2%	5 4 328
Lactose	+0.4%	5 1 240
Skim Milk Powder	-1.7%	5 3 356
Whole Milk Powder	-1.8%	5 3 997