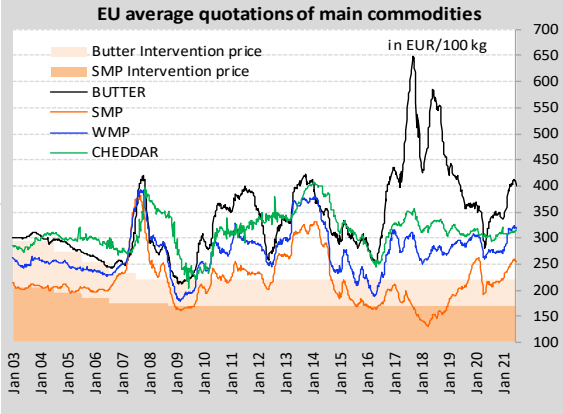
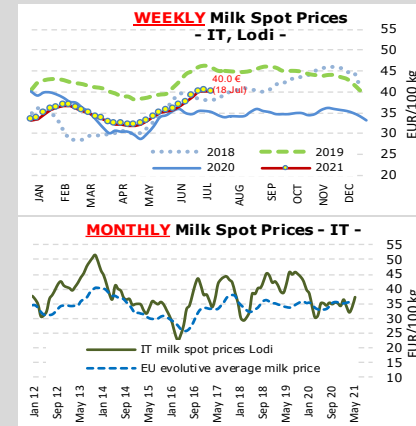
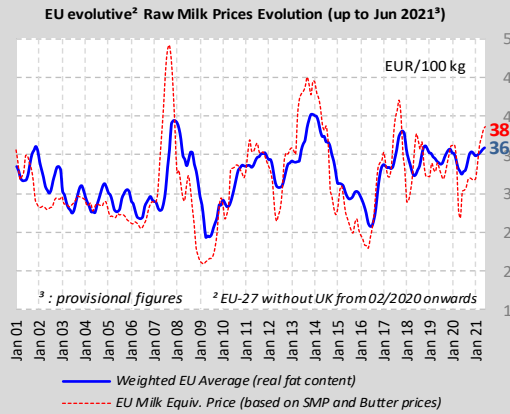
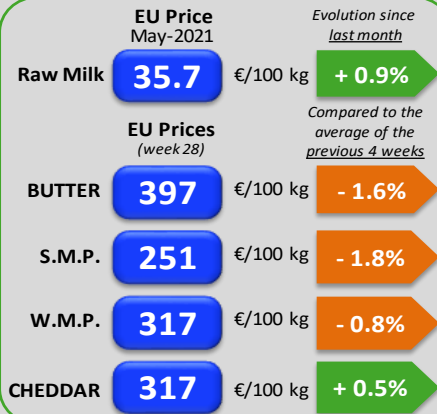


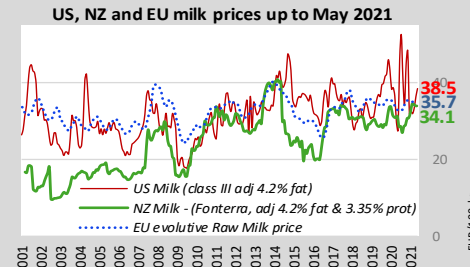
## EU Prices



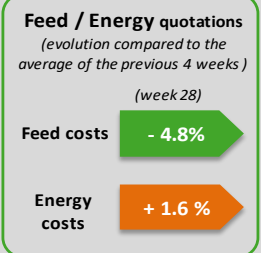
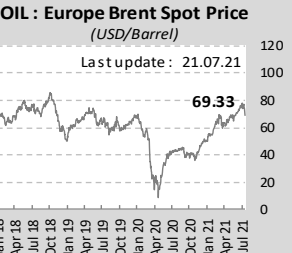
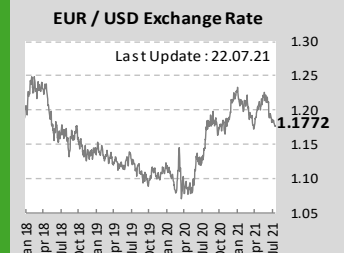
## World Quotations

**LATEST WORLD QUOTATIONS**

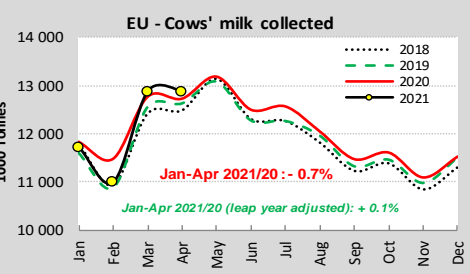
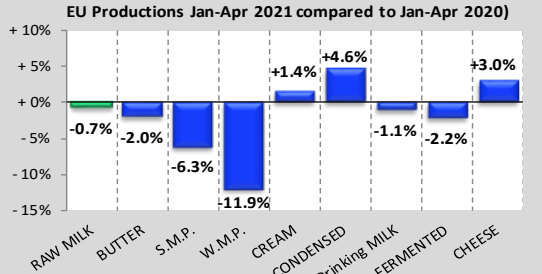
	Price in USD/Tonne on 11.07.2021			% change (15 days ago)		
	EU	Oceania	USA	EU	Oceania	USA
<b>Butter</b>	4 734	4 550	3 764	👇 -2.9%	👇 -2.4%	👇 -2.5%
<b>SMP</b>	3 011	3 325	2 727	👇 -1.8%	👇 -4.0%	👇 -2.0%
<b>WMP</b>	3 767	4 000	3 968	👇 -1.5%	👇 -1.2%	↔ nc
<b>Cheddar</b>	3 735	4 175	3 730	👈 +0.1%	👇 -5.1%	👈 +9.6%



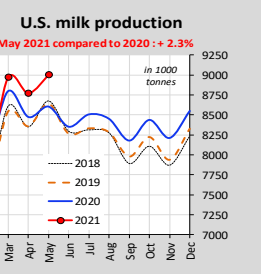
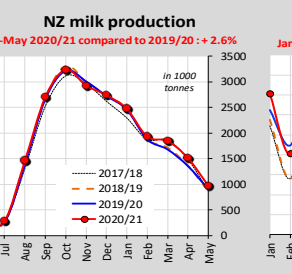
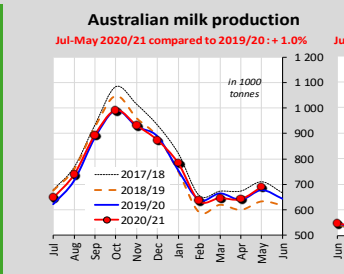
## USD/Feed/Energy



## EU Productions



## World Productions



## EU Trade

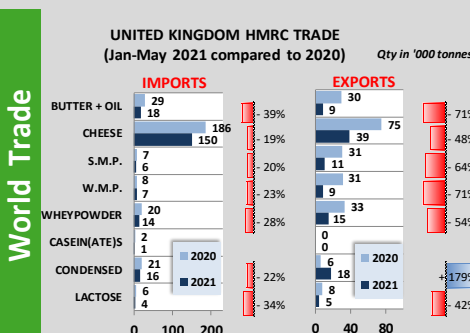
**EU Exports - Top 3 destinations in 2021**  
Period : January-May

	BUTTER				CHEESE			
	2019	2020	2021	%2020/19	2019	2020	2021	%2020/19
<b>Total to third countries*</b>	60 969	96 544	76 864	👇 -20%	339 437	370 276	394 538	👈 +7%
<b>USA</b>	13 609	18 748	15 298	👇 -18%	49 566	44 578	48 763	👈 +9%
<b>China</b>	3 763	5 239	9 253	👈 +77%	45 218	48 931	47 791	👇 -2%
<b>Saudi Arabia</b>	3 559	9 415	3 796	👇 -60%	26 096	28 968	31 891	👈 +10%

	S.M.P.				W.M.P.			
	2019	2020	2021	%2020/19	2019	2020	2021	%2020/19
<b>Total to third countries*</b>	420 711	344 602	342 449	👇 -1%	113 060	125 868	118 679	👇 -6%
<b>China</b>	52 164	42 310	52 790	👈 +25%	21 645	20 506	22 507	👈 +10%
<b>Algeria</b>	41 542	66 918	39 306	👇 -41%	4 317	9 478	8 868	👇 -6%
<b>Indonesia</b>	41 314	17 849	34 862	👈 +95%	6 290	5 440	7 650	👈 +41%

\*: UK not included as destination



## GDT Auction

