

## EU\* Prices

**EU Price Mar-2021** Evolution since last month

**Raw Milk** 35.0 €/100 kg +0.1%

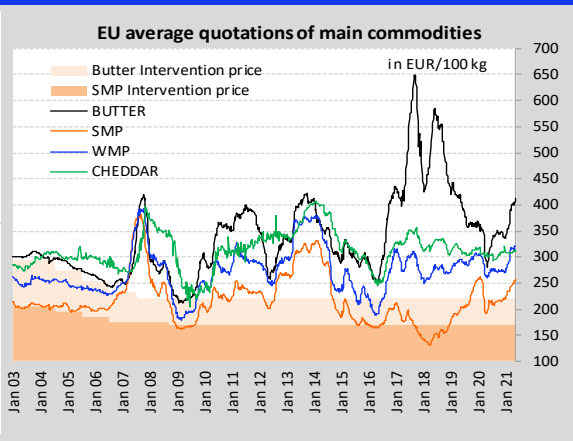
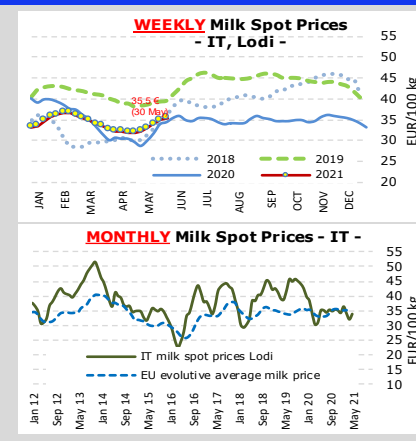
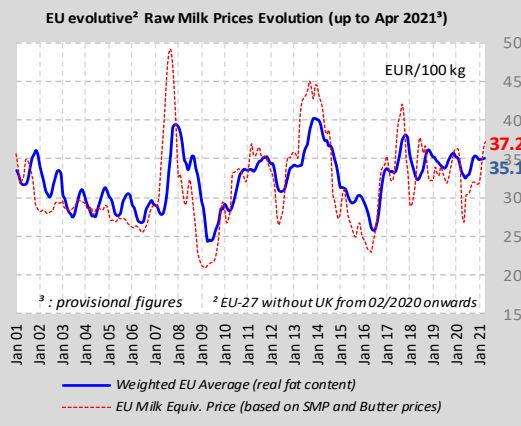
**EU Prices (week 21)** Compared to the average of the previous 4 weeks

**BUTTER** 412 €/100 kg +1.4%

**S.M.P.** 258 €/100 kg +1.2%

**W.M.P.** 320 €/100 kg +0.4%

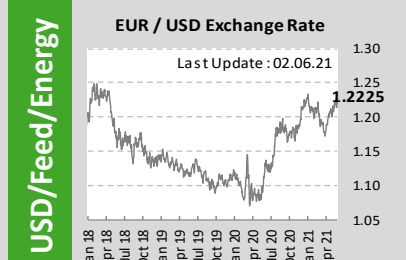
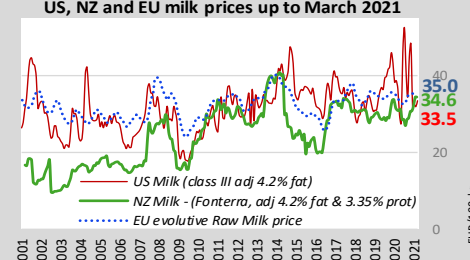
**CHEDDAR** 312 €/100 kg -0.0%



## World Quotations

**LATEST WORLD QUOTATIONS**

	Price in USD/Tonne on 30.05.2021			% change (15 days ago)		
	EU	Oceania	USA	EU	Oceania	USA
<b>Butter</b>	4 996	5 125	3 988	+2.9%	+0.7%	-2.4%
<b>SMP</b>	3 131	3 538	2 846	+1.9%	+1.8%	-1.0%
<b>WMP</b>	3 907	4 150	3 977	+1.2%	nc	+0.2%
<b>Cheddar</b>	3 808	4 425	3 402	+1.3%	+0.6%	-4.4%



**OIL : Europe Brent Spot Price (USD/Barrel)**

Last update : 30.05.21

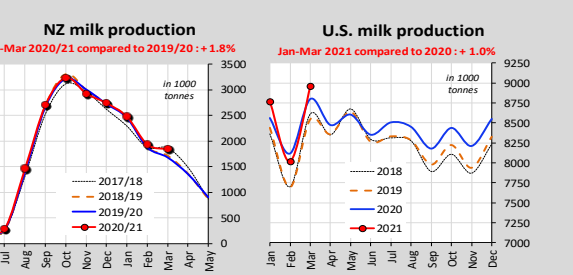
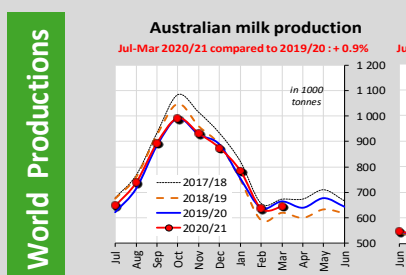
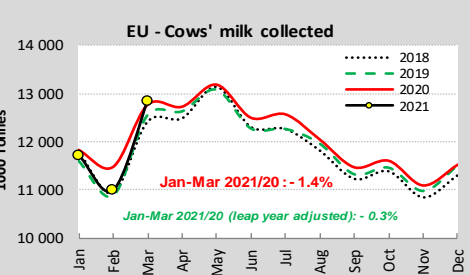
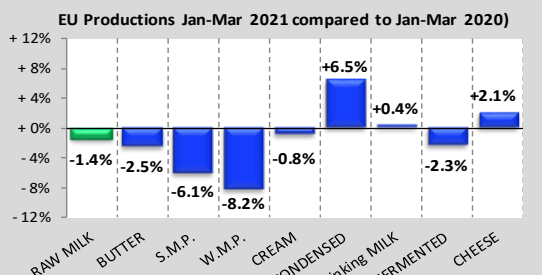
68.59

**Feed / Energy quotations (evolution compared to the average of the previous 4 weeks) (week 21)**

**Feed costs** +0.4%

**Energy costs** -2.7%

## EU\* Productions



## EU Trade

**EU Exports - Top 3 destinations in 2021**

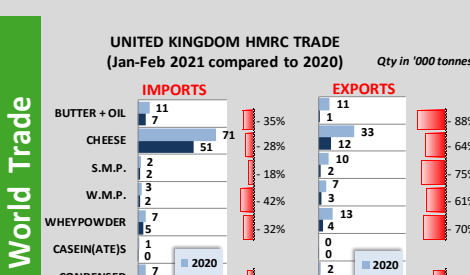
Period: January-March

	BUTTER				CHEESE			
	2019	2020	2021	%2020/19	2019	2020	2021	%2020/19
Total to third countries*	31 569	52 451	45 844	-13%	199 032	222 809	233 898	+5%
USA	6 919	8 083	7 437	-8%	27 288	24 773	28 257	+14%
China	2 089	2 325	5 394	+132%	28 122	30 437	25 605	-16%
Saudi Arabia	1 987	5 488	2 514	-54%	14 949	16 190	18 671	+15%

	S.M.P.				W.M.P.			
	2019	2020	2021	%2020/19	2019	2020	2021	%2020/19
Total to third countries*	254 624	192 434	201 351	+5%	66 849	70 905	71 750	+1%
China	27 802	24 865	25 993	+5%	11 879	10 523	14 858	+41%
Algeria	27 589	33 478	23 049	-31%	2 585	4 656	4 338	-7%
Indonesia	29 826	9 442	17 618	+87%	3 707	3 430	4 190	+22%

\*: UK not included as destination



## World Productions

**MAIN EXPORTING THIRD COUNTRIES**

	BUTTER(OIL)		CHEESE		S.M.P.		W.M.P.	
	Qty in ktons	%	Qty in ktons	%	Qty in ktons	%	Qty in ktons	%
Jan-Mar 2021 compared to 2020								
New Zealand	125	+2%	104	+16%	88	-19%	461	+11%
EU*	55	-18%	234	+5%	201	+5%	72	+1%
United States	12	+79%	93	-0%	221	+18%	10	+8%
Belarus	20	+16%	71	+10%	99	+9%	7	+36%
Australia	7	+18%	40	+28%	46	+37%	11	+11%
Argentina	4	+16%	13	+36%	4	+99%	35	+31%

**MAIN IMPORTING THIRD COUNTRIES**

	BUTTER(OIL)		CHEESE		S.M.P.		W.M.P.	
	Qty in ktons	%	Qty in ktons	%	Qty in ktons	%	Qty in ktons	%
Jan-Mar 2021 compared to 2020								
China	41	-2%	51	+47%	119	+34%	326	+21%
Russia	36	-1%	83	+13%	13	-15%	6	+35%
Japan	4	-19%	65	+0%	9	+41%	1	+24%
United Kingdom	7	+35%	51	+2%	2	+18%	2	+42%
United States	12	-9%	39	-2%	0	+35%	3	+34%
Australia	10	-17%	26	-3%	3	+42%	9	+36%

\*: UK not included as destination

**GDT Auction**

**Event 285**  
1 June 2021

**-0.9%**  
Average price (USD/Mt, FAT)

\$4 128

Anhydrous Milk Fat: -0.8% (5 524)  
Butter: -5.4% (5 490)  
Butter Milk Powder: -7.5% (5 310)  
Cheddar: +0.5% (5 424)  
Lactose: -1.6% (5 126)  
Skim Milk Powder: -0.5% (5 415)  
Whole Milk Powder: -0.5% (5 462)