

EU* Prices

EU Price Apr-2021
Evolution since last month

Raw Milk 35.4 € / 100 kg + 0.8%

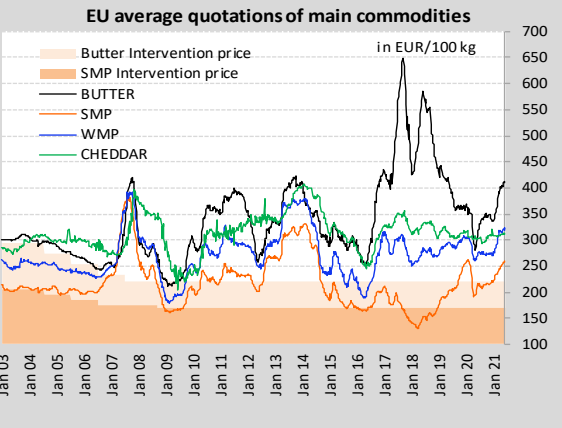
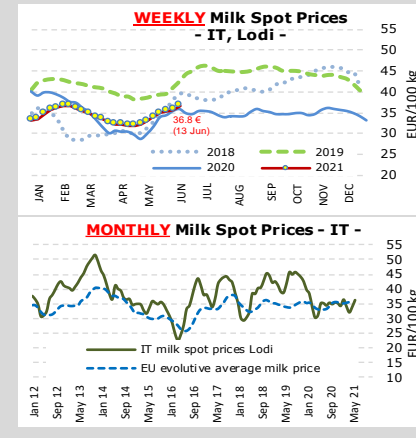
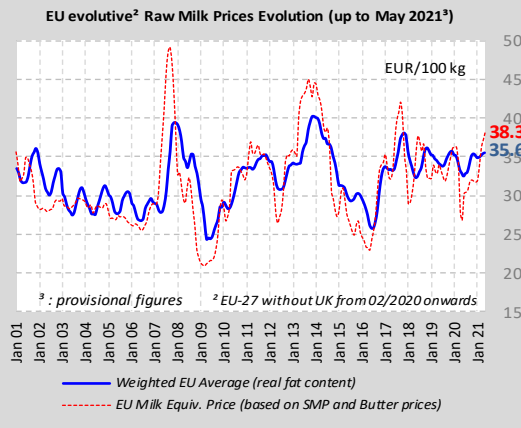
EU Prices (week 23)
Compared to the average of the previous 4 weeks

BUTTER 410 € / 100 kg - 0.2%

S.M.P. 259 € / 100 kg + 0.5%

W.M.P. 317 € / 100 kg - 1.2%

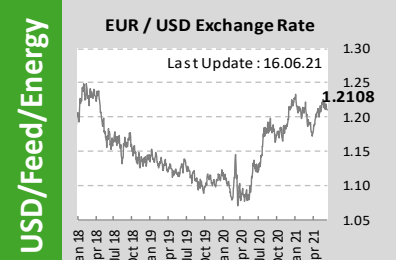
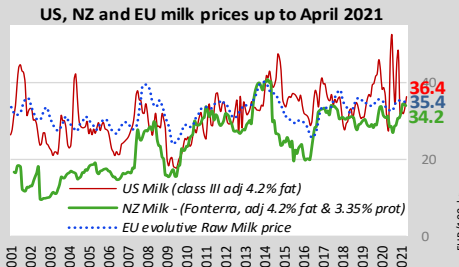
CHEDDAR 313 € / 100 kg + 0.3%



World Quotations

LATEST WORLD QUOTATIONS

	Price in USD/Tonne on 13.06.2021			% change (15 days ago)		
	EU	Oceania	USA	EU	Oceania	USA
Butter	5 002	4 725	3 931	+0.1%	-7.8%	-0.4%
SMP	3 146	3 513	2 859	+0.5%	-0.7%	+1.5%
WMP	3 908	4 075	3 996	+0.0%	-1.8%	+0.6%
Cheddar	3 796	4 363	3 264	-0.3%	-1.4%	-1.6%



OIL : Europe Brent Spot Price (USD/Barrel)

Last update : 13.06.21

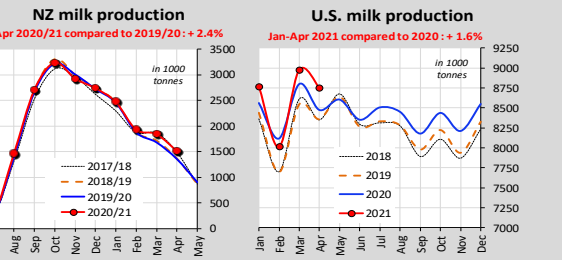
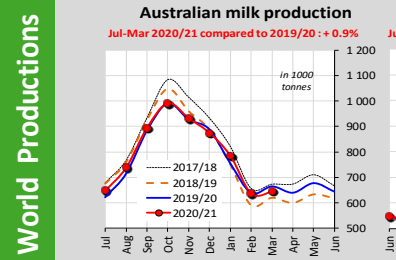
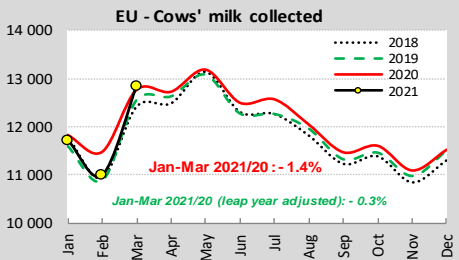
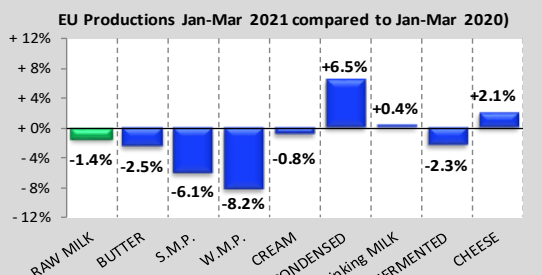
70.89

Feed / Energy quotations (evolution compared to the average of the previous 4 weeks) (week 23)

Feed costs + 3.6%

Energy costs + 1.6%

EU* Productions



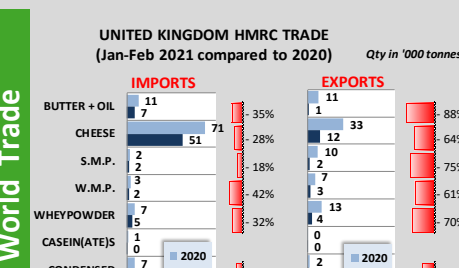
EU Trade

EU Exports - Top 3 destinations in 2021
Period : January-March

	BUTTER				CHEESE			
	2019	2020	2021	% 2020 /20	2019	2020	2021	% 2020 /20
Total to third countries*	31 569	52 451	45 844	-13%	199 032	222 809	233 898	+5%
USA	6 919	8 083	7 437	-8%	27 288	24 773	28 257	+14%
China	2 089	2 325	5 394	+132%	28 122	30 437	25 605	-16%
Saudi Arabia	1 987	5 488	2 514	-54%	14 949	16 190	18 671	+15%

	S.M.P.				W.M.P.			
	2019	2020	2021	% 2020 /19	2019	2020	2021	% 2020 /19
Total to third countries*	254 624	192 434	201 351	+5%	66 849	70 905	71 750	+1%
China	27 802	24 865	25 993	+5%	11 879	10 523	14 858	+41%
Algeria	27 589	33 478	23 049	-31%	2 585	4 656	4 338	-7%
Indonesia	29 826	9 442	17 618	+87%	3 707	3 430	4 190	+22%

*: UK not included as destination



MAIN EXPORTING THIRD COUNTRIES

	BUTTER(OIL)		CHEESE		S.M.P.		W.M.P.	
	Qty in ktons	%	Qty in ktons	%	Qty in ktons	%	Qty in ktons	%
Jan-Mar 2021 compared to 2020								
New Zealand	125	+2%	104	+16%	88	-19%	461	+11%
EU*	55	-18%	234	+5%	201	+5%	72	+1%
United States	12	+79%	93	-0%	221	+18%	10	+8%
Belarus	20	+16%	71	+10%	97	+9%	7	+36%
Australia	7	+187%	40	+28%	46	+37%	11	+11%
Argentina	4	+16%	13	+36%	4	+99%	35	+31%

*: UK not included as destination

MAIN IMPORTING THIRD COUNTRIES

	BUTTER(OIL)		CHEESE		S.M.P.		W.M.P.	
	Qty in ktons	%	Qty in ktons	%	Qty in ktons	%	Qty in ktons	%
Jan-Mar 2021 compared to 2020								
China	41	-2%	51	+47%	119	+34%	326	+21%
Russia	36	-1%	83	+13%	13	-15%	6	+35%
Japan	4	-19%	65	+0%	9	+41%	1	+24%
United Kingdom	7	+35%	51	+2%	2	-18%	2	+42%
United States	12	-9%	39	-2%	0	+35%	3	+34%
Australia	10	-17%	26	-3%	3	+42%	9	+36%

*: UK not included as destination

GDT Auction

Event 286
15 June 2021

-1.3%
Average price (USD/Mt, FAT)

\$4 083

Anhydrous Milk Fat +0.6% (5 5 687)

Butter -1.7% (5 4 632)

Butter Milk Powder n/r

Cheddar +0.2% (5 4 328)

Lactose +0.4% (5 1 240)

Skim Milk Powder -1.7% (5 3 356)

Whole Milk Powder -1.8% (5 3 997)