

EU* Prices

EU* Price Mar-2020
Evolution since last month

Raw Milk 34.4 €/100 kg **- 2.2%**

EU* Prices (week 22)
Compared to the average of the previous 4 weeks

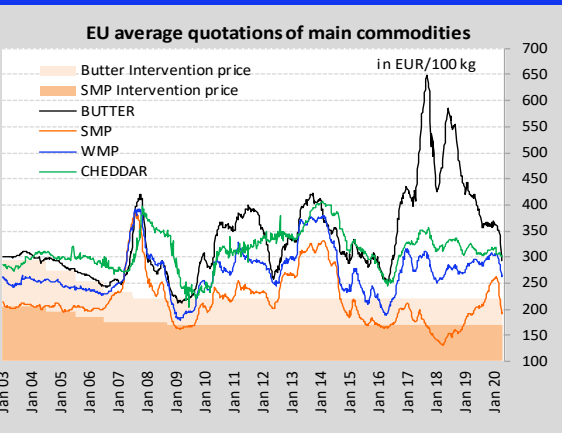
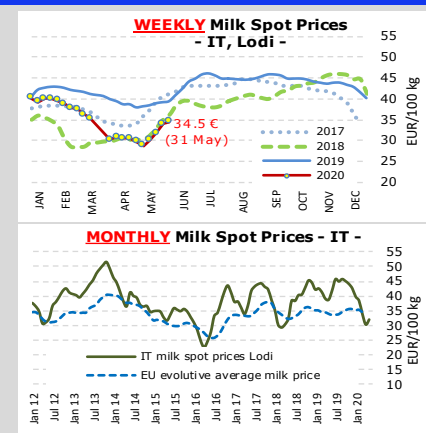
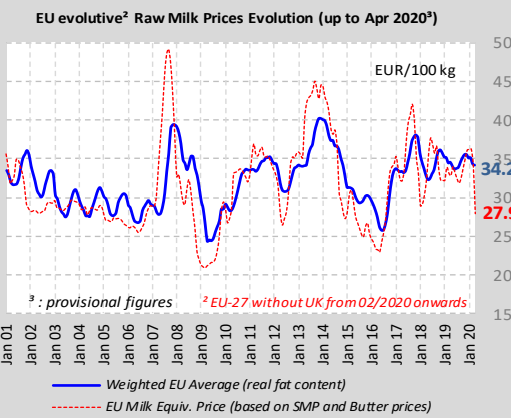
BUTTER 296 €/100 kg **+ 2.4%**

S.M.P. 204 €/100 kg **+ 3.5%**

W.M.P. 268 €/100 kg **+ 1.8%**

CHEDDAR 301 €/100 kg **- 0.8%**

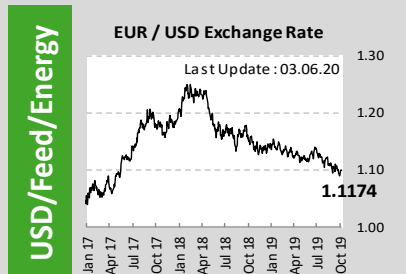
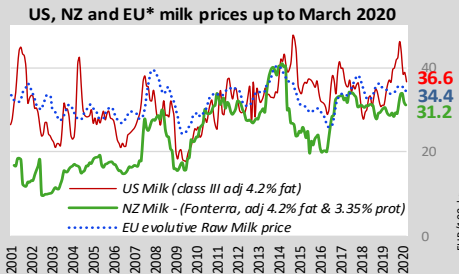
EU* = EU without UK



World Quotations

LATEST WORLD QUOTATIONS

	Price in USD/Tonne on 24.05.2020			% change (15 days ago)		
	EU*	Oceania	USA	EU*	Oceania	USA
Butter	3 107	3 850	3 563	↓ -1.7%	↓ -2.2%	↑ +29.5%
SMP	2 132	2 600	2 181	↑ +1.6%	↑ +6.1%	↑ +21.3%
WMP	2 873	2 675	3 693	↑ +1.1%	↓ -1.4%	nc
Cheddar	3 256	3 938	4 171	↓ -1.5%	↓ -6.3%	↑ +48.2%



OIL : Europe Brent Spot Price (USD/Barrel)

Last update : 31.05.20

120
80
40
0

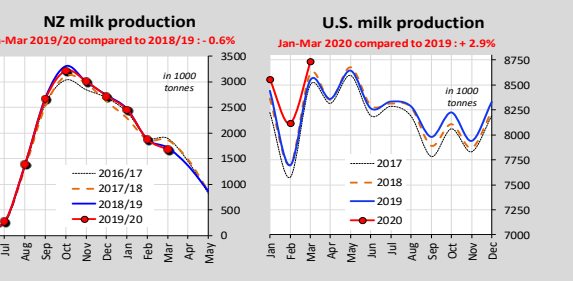
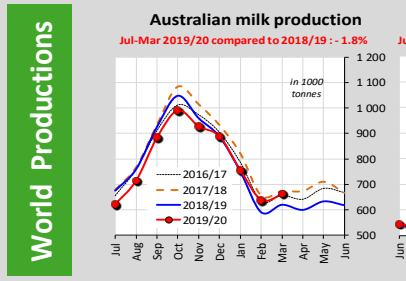
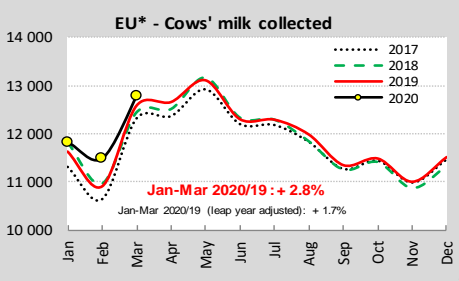
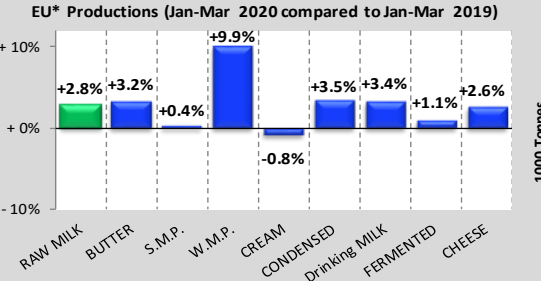
32.73

Feed / Energy quotations (evolution compared to the average of the previous 4 weeks) (week 22)

Feed costs **- 1.8%**

Energy costs **+ 5.8%**

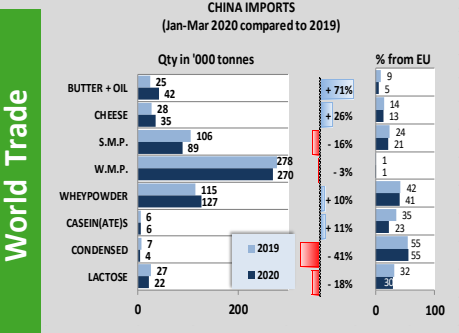
EU* Productions



EU+UK Trade

EU* Exports - Top 3 destinations in 2020
Period : January-March

	BUTTER			CHEESE			S.M.P.			W.M.P.		
	2018	2019	2020	2018	2019	2020	2018	2019	2020	2018	2019	2020
Extra-EU27	53 694	48 495	66 236	307 224	328 818	304 932	25	41	14	25	41	14
United Kingdom	17 571	16 802	13 833	112 884	129 780	81 963	35	21	24	1	1	1
USA	5 828	6 919	8 083	26 723	28 126	30 416	6	6	6	7	4	4
Saudi Arabia	3 438	1 987	5 488	21 470	27 288	24 773	27	22	22	27	22	22



MAIN EXPORTING THIRD COUNTRIES
Jan-Mar 2020 compared to 2019

	BUTTER(OIL)	CHEESE	S.M.P.	W.M.P.
New Zealand	122 ↓ -16%	90 ↓ -28%	109 ↓ -7%	415 ↓ -18%
EU*	85 ↑ +36%	305 ↓ -7%	198 ↑ +24%	76 ↓ +2%
United States	7 ↓ -29%	93 ↓ -6%	188 ↑ +14%	10 ↓ +42%
Belarus	17 ↑ +0%	65 ↑ +1%	26 ↓ -14%	5 ↓ -13%
Australia	2 ↓ -58%	37 ↓ -21%	33 ↓ -25%	10 ↓ -4%
United Kingdom	12 ↓ -34%	36 ↓ -22%	11 ↓ -28%	9 ↓ +56%

MAIN IMPORTING THIRD COUNTRIES
Jan-Mar 2020 compared to 2019

	BUTTER(OIL)	CHEESE	S.M.P.	W.M.P.
China	42 ↑ +71%	35 ↑ +26%	89 ↓ -16%	270 ↓ -3%
United Kingdom	18 ↓ -22%	82 ↓ -37%	5 ↓ -12%	5 ↓ -31%
EU*	11 ↓ -48%	47 ↓ -5%	10 ↓ -2%	8 ↓ +40%
Japan	5 ↓ -8%	64 ↓ +10%	14 ↓ -12%	1 ↑ +44%
Russia	22 ↓ -18%	47 ↑ +14%	9 ↓ -53%	6 ↓ -52%
United States	14 ↓ -5%	40 ↓ +3%	0 ↓ -74%	5 ↓ +112%

GDT Auction

Event 261
2 June 2020

+0.1%
Average price (USD/MT, FAS)
\$2 902

Anhydrous Milk Fat: -2.9%
Butter: -4.4%
Butter Milk Powder: +9.4%
Cheddar: -5.3%
Lactose: -4.1%
Skim Milk Powder: -0.5%
Whole Milk Powder: +2.1%