

EU* Prices

EU* Price
Apr-2020

Evolution since last month

Raw Milk **33.5** €/100 kg **- 2.6%**

Compared to the average of the previous 4 weeks

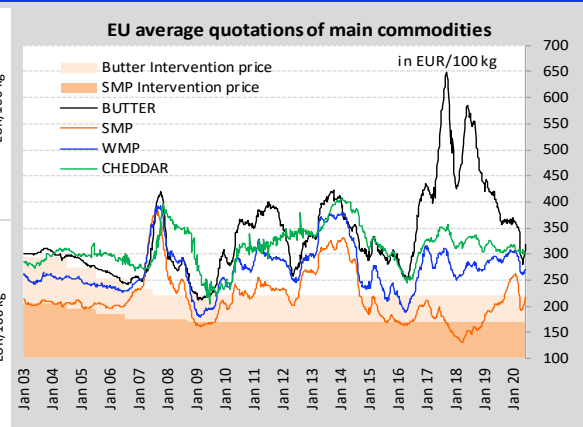
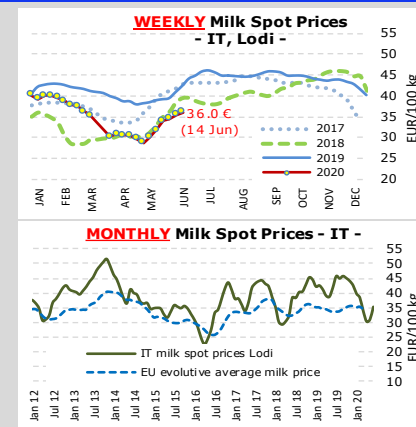
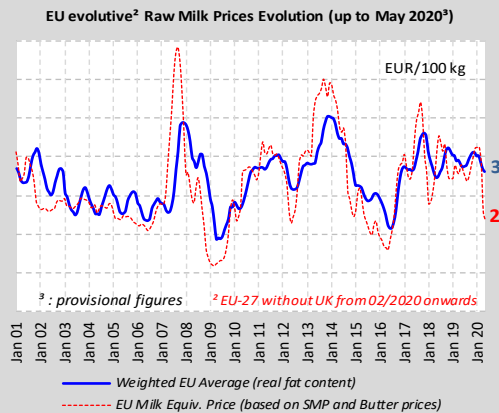
BUTTER **318** €/100 kg **+ 7.1%**

S.M.P. **213** €/100 kg **+ 3.8%**

W.M.P. **270** €/100 kg **+ 1.1%**

CHEDDAR **303** €/100 kg **+ 0.6%**

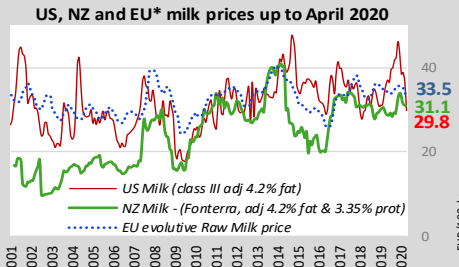
EU* = EU without UK



World Quotations

LATEST WORLD QUOTATIONS

	Price in USD/Tonne on 7.06.2020			% change (15 days ago)		
	EU*	Oceania	USA	EU*	Oceania	USA
Butter	3 292	3 638	3 990	↑ +5.9%	↓ -5.5%	↑ +12.0%
SMP	2 271	2 563	2 220	↑ +6.5%	↓ -1.4%	↑ +1.8%
WMP	2 982	2 800	3 748	↑ +3.8%	↑ +4.7%	↑ +1.5%
Cheddar	3 349	3 963	5 506	↑ +2.8%	↑ +0.6%	↑ +32.0%



OIL : Europe Brent Spot Price (USD/Barrel)

Last update : 14.06.20

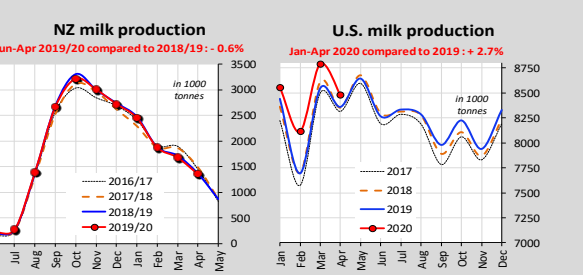
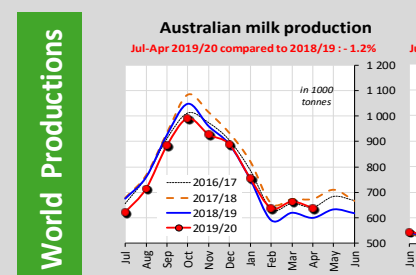
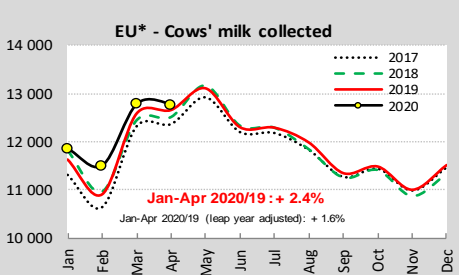
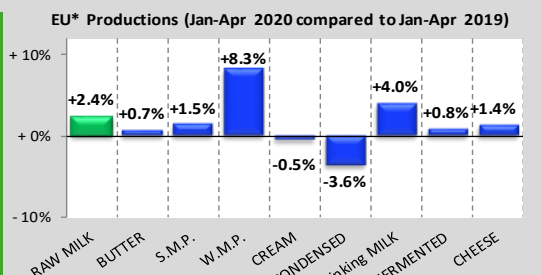
39.66

Feed / Energy quotations
(evolution compared to the average of the previous 4 weeks)
(week 24)

Feed costs **- 1.4%**

Energy costs **+ 0.1%**

EU* Productions

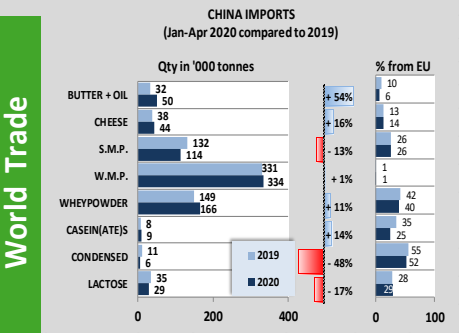


EU+UK Trade

EU* Exports - Top 3 destinations in 2020
Period : January-April

	BUTTER			CHEESE		
	2018	2019	2020	2018	2019	2020
Extra-EU27	71 126	67 833	91 802	410 473	434 944	413 620
United Kingdom	23 628	21 734	17 597	149 891	166 983	118 476
USA	7 727	10 209	12 914	36 392	38 713	38 165
Saudi Arabia	4 219	2 792	7 687	30 657	36 162	35 110

	S.M.P.			W.M.P.		
	2018	2019	2020	2018	2019	2020
Extra-EU27	257 769	344 751	280 016	428 869	99 369	106 183
Algeria	56 974	34 329	52 700	23 232	15 856	16 516
China	17 735	38 431	31 975	10 423	10 389	8 360
Egypt	19 739	23 127	19 206	4 764	3 756	6 729



MAIN EXPORTING THIRD COUNTRIES
Jan-Apr 2020 compared to 2019

	BUTTER(OIL)		CHEESE		S.M.P.		W.M.P.	
	Qty in ktons	% 2019 /18	Qty in ktons	% 2019 /18	Qty in ktons	% 2019 /18	Qty in ktons	% 2019 /18
New Zealand	159	+12%	113	-4%	138	-5%	550	-8%
EU*	117	+36%	414	-5%	280	+19%	106	+7%
United States	8	-22%	120	-9%	256	+15%	12	+33%
Belarus	21	-8%	84	+9%	32	-17%	13	-1%
Australia	3	+62%	50	-3%	46	+18%	6	+3%
United Kingdom	19	-18%	56	-5%	21	-7%	15	+13%

MAIN IMPORTING THIRD COUNTRIES
Jan-Apr 2020 compared to 2019

	BUTTER(OIL)		CHEESE		S.M.P.		W.M.P.	
	Qty in ktons	% 2019 /18	Qty in ktons	% 2019 /18	Qty in ktons	% 2019 /18	Qty in ktons	% 2019 /18
China	50	+54%	44	+16%	114	+13%	334	+1%
United Kingdom	24	+21%	119	+29%	9	+33%	8	+20%
Russia	35	+22%	71	+9%	15	+45%	9	+45%
Japan	6	-12%	93	-12%	16	-9%	1	+++
EU*	15	+47%	64	-4%	13	-12%	10	+39%
Philippines	9	+25%	10	+7%	36	+38%	9	+6%

GDT Auction

Event 262
16 June 2020

+1.9%
Average price (USD/MT, FAS)
\$2 979

Anhydrous Milk Fat: +0.8% (\$ 3 993)

Butter: -1.0% (\$ 3 597)

Butter Milk Powder: n/r (n/a)

Cheddar: +1.4% (\$ 631)

Lactose: +0.4% (\$ 1 290)

Skin Milk Powder: +3.1% (\$ 2 609)

Whole Milk Powder: +2.2% (\$ 2 829)