

## EU\* Prices

**EU\* Price Feb-2020** Evolution since last month

**Raw Milk** 35.2 €/100 kg -0.3%

**EU\* Prices (week 14)** Compared to the average of the previous 4 weeks

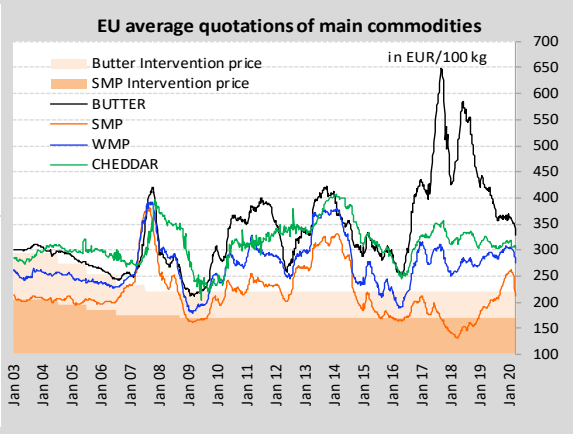
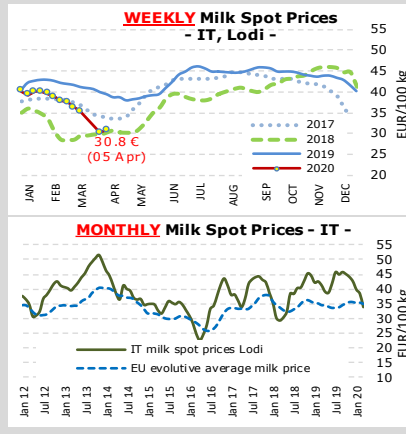
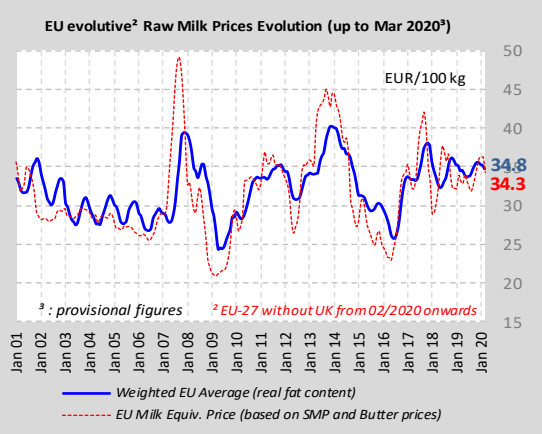
**BUTTER** 329 €/100 kg -5.4%

**S.M.P.** 211 €/100 kg -10.1%

**W.M.P.** 276 €/100 kg -5.2%

**CHEDDAR** 304 €/100 kg -0.8%

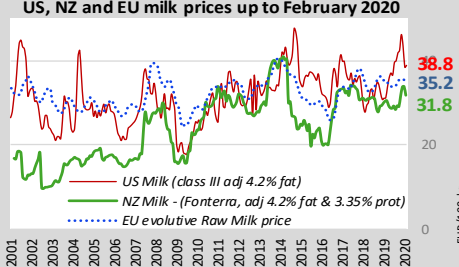
**EU\* = EU without UK**



## World Quotations

**LATEST WORLD QUOTATIONS**

	Price in USD/Tonne on 29.03.2020			% change (15 days ago)		
	EU*	Oceania	USA	EU*	Oceania	USA
<b>Butter</b>	3 740	4 325	3 607	↓ -6.0%	↔ +2.7%	↓ -9.9%
<b>SMP</b>	2 440	2 738	2 155	↓ -13.5%	↔ -1.8%	↓ -8.3%
<b>WMP</b>	3 080	2 800	4 023	↓ -8.3%	↓ -5.1%	↔ +2.8%
<b>Cheddar</b>	3 300	4 437	3 868	↔ -4.5%	↔ +3.8%	↔ -2.1%



**OIL : Europe Brent Spot Price (USD/Barrel)**

Last update: 05.04.20

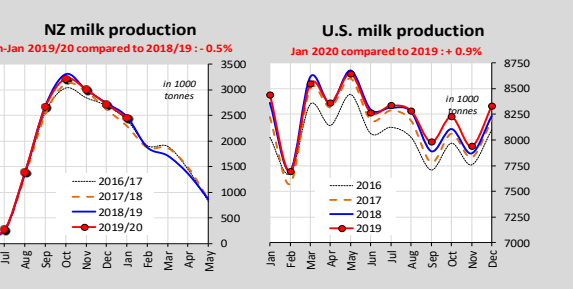
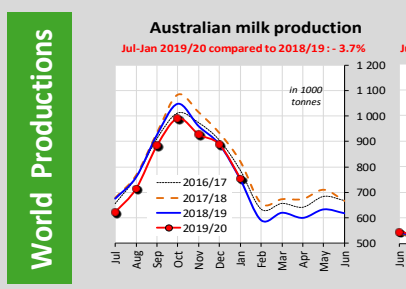
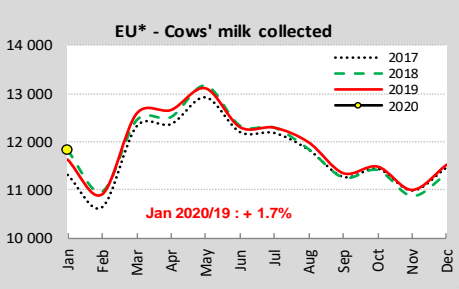
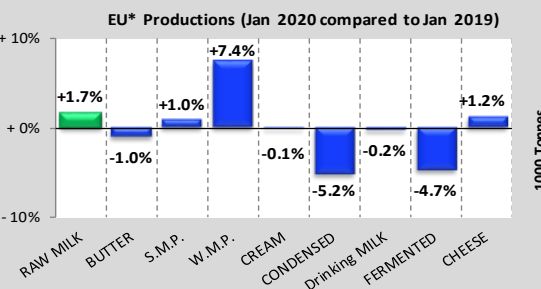
14.97

**Feed / Energy quotations (evolution compared to the average of the previous 4 weeks) (week 14)**

**Feed costs** +7.7%

**Energy costs** -7.4%

## EU\* Productions



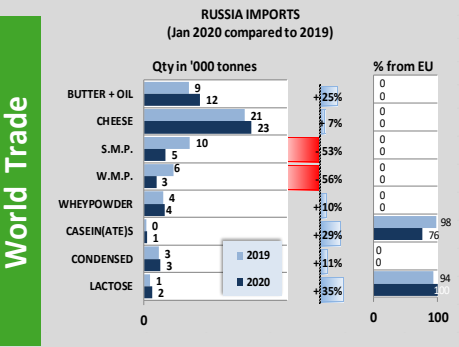
## EU+UK Trade

**EU Exports - Top 3 destinations in 2020**

Period : January

	BUTTER			CHEESE		
	2018	2019	2020	2018	2019	2020
Extra-EU	12 553	10 666	17 739	62 781	67 910	80 766
USA	2 211	2 665	2 876	8 767	9 779	14 322
Saudi Arabia	1 459	446	1 893	6 367	8 957	8 546
Morocco	835	363	1 226	2 920	3 728	5 841

	S.M.P.			W.M.P.		
	2018	2019	2020	2018	2019	2020
Extra-EU	56 683	86 659	61 424	30 587	27 351	28 848
China	3 397	10 518	7 755	6 226	5 669	5 612
Egypt	4 220	6 050	6 591	1 706	1 349	1 933
Nigeria	489	3 996	4 991	1 861	1 673	1 525



## World Productions

**MAIN EXPORTING THIRD COUNTRIES**

Jan 2020 compared to 2019

	BUTTER(OIL)		CHEESE		S.M.P.		W.M.P.	
	Qty in ktons	%	Qty in ktons	%	Qty in ktons	%	Qty in ktons	%
New Zealand	45	+11%	33	+21%	42	-9%	144	+16%
EU-28	23	+77%	81	+19%	61	+29%	29	+5%
United States	2	-15%	28	-0%	70	+41%	2	+11%
Belarus	4	+32%	21	+12%	9	+18%	1	+1%
Australia	1	+62%	11	+1%	11	-45%	5	+100%
Uruguay	0	-85%	3	+32%	2	+14%	13	+15%

**MAIN IMPORTING THIRD COUNTRIES**

Jan 2020 compared to 2019

	BUTTER(OIL)		CHEESE		S.M.P.		W.M.P.	
	Qty in ktons	%	Qty in ktons	%	Qty in ktons	%	Qty in ktons	%
China	2020 not avail.	-	-	-	-	-	-	-
Russia	12	+25%	23	+7%	5	-53%	3	+56%
Japan	1	-17%	23	+3%	3	+1%	0	+++
Malaysia	2020 not avail.	-	-	-	-	-	-	-
Philippines	2020 not avail.	-	-	-	-	-	-	-
United States	4	+13%	12	-2%	0	+69%	1	-16%

**GDT Auction**

**Event 257**  
7 April 2020

**+1.2%**  
Average price (USD/MT, FAS)  
\$2 969

Anhydrous Milk Fat +0.4% \$ 4 345

Butter +4.5% \$ 4 263

Butter Milk Powder -11.9% \$ 2 446

Cheddar +0.2% \$ 4 395

Lactose +4.4% \$ 959

Rennet Casein -2.6% \$ 9 717

Skim Milk Powder -0.8% \$ 2 514

Whole Milk Powder +2.1% \$ 2 820