

## EU Prices

**EU Price**  
Aug-2019

Evolution since last month

Raw Milk **33.6** €/100 kg **+ 0.3%**

**EU Prices**  
(week 42)

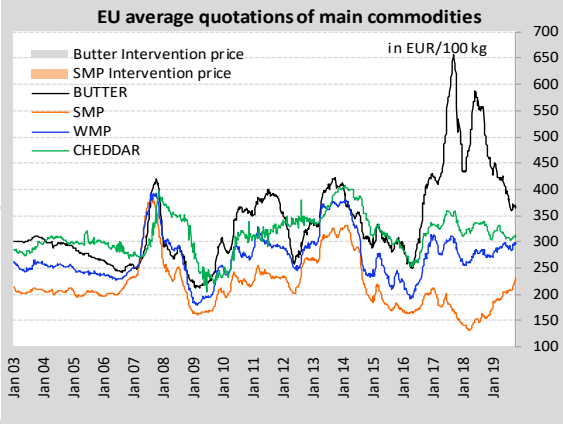
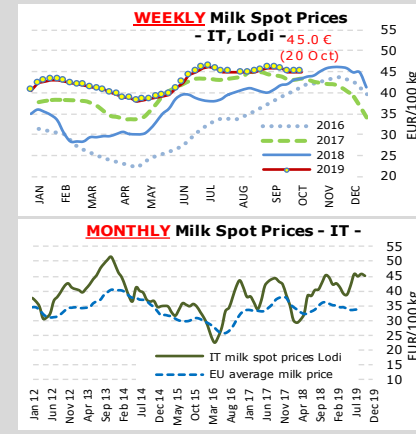
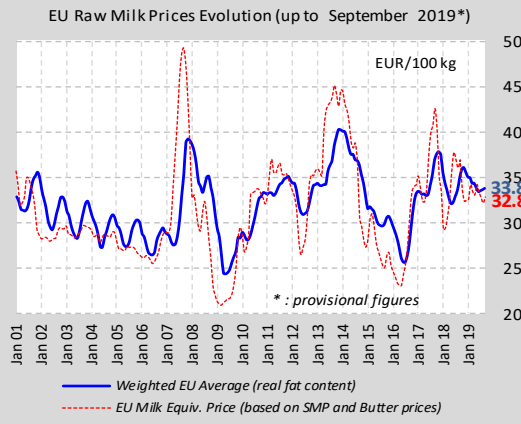
Compared to the average of the previous 4 weeks

BUTTER **363** €/100 kg **- 1.4%**

S.M.P. **232** €/100 kg **+ 3.5%**

W.M.P. **296** €/100 kg **+ 0.2%**

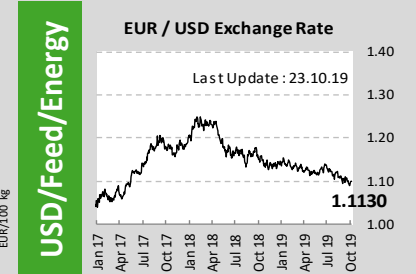
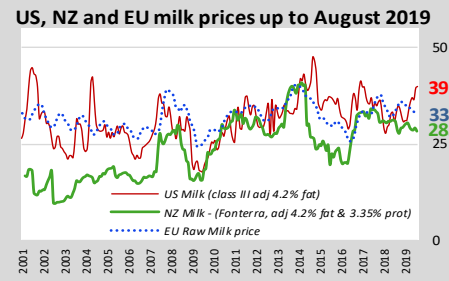
CHEDDAR **314** €/100 kg **+ 1.5%**



## World Quotations

LATEST WORLD QUOTATIONS

	Price in USD/Tonne on 13.10.2019			% change (15 days ago)		
	EU	Oceania	USA	EU	Oceania	USA
Butter	4 042	4 113	4 603	→ -0.3%	→ -2.1%	→ -2.7%
SMP	2 483	2 700	2 553	→ +3.2%	→ +0.9%	→ +4.9%
WMP	3 252	3 175	3 913	→ +0.9%	nc	nc
Cheddar	3 382	3 788	4 544	→ -0.6%	→ -1.6%	→ +4.8%



OIL : Europe Brent Spot Price (USD/Barrel)

Last update : 20.10.19

59.19

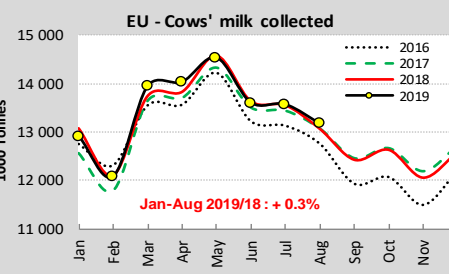
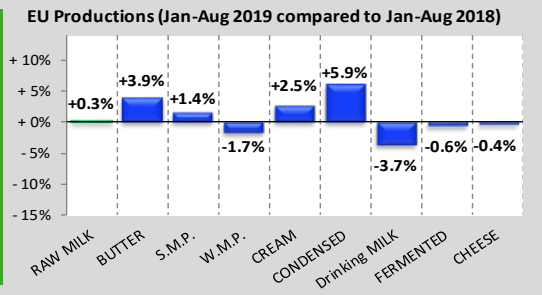
**Feed / Energy quotations**  
(evolution compared to the previous 4 weeks)

(week 42)

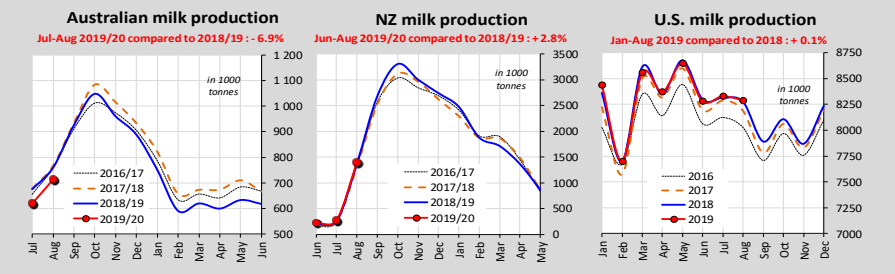
Feed costs **+ 1.3%**

Energy costs **- 1.5%**

## EU Productions



## World Productions



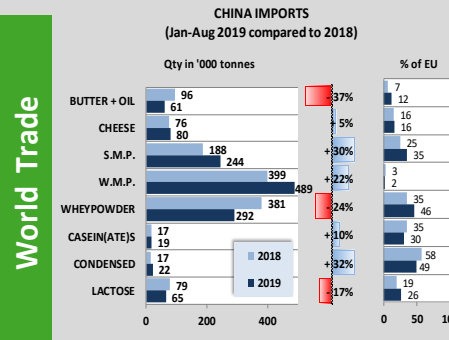
## EU Trade

EU Exports - Top 3 destinations in 2019

Period : January-August

In Tonnes	BUTTER			CHEESE		
	2017	2018	2019	2017	2018	2019
Extra-EU	100 437	87 760	108 042	558 254	554 819	573 027
USA	18 848	18 851	25 564	88 954	83 036	92 499
China	6 121	5 532	6 669	64 717	73 510	76 984
Japan	3 259	4 237	6 493	40 684	42 150	42 175

In Tonnes	S.M.P.			W.M.P.		
	2017	2018	2019	2017	2018	2019
Extra-EU	560 192	534 029	687 894	279 910	239 938	202 333
China	56 095	56 925	91 393	28 577	38 029	32 990
Algeria	88 121	102 181	73 294	56 596	20 022	15 241
Indonesia	47 474	34 046	61 619	16 828	16 029	11 638



MAIN EXPORTING THIRD COUNTRIES

Jan-Aug 2019 compared to 2018

	BUTTER(OIL)		CHEESE		S.M.P.		W.M.P.	
	Qty in ktons	% 2019 /18	Qty in ktons	% 2019 /18	Qty in ktons	% 2019 /18	Qty in ktons	% 2019 /18
New Zealand	302	↓ -4%	224	↑ +3%	242	↑ +13%	938	↑ +13%
EU-28	132	↑ +15%	573	↑ +3%	688	↑ +29%	202	↓ -16%
United States	21	↑ +35%	250	↑ +3%	430	↓ -15%	25	↓ -20%
Belarus	48	↑ +13%	155	↓ -16%	79	↑ +27%	15	↑ +7%
Australia	13	↑ +28%	103	↓ -8%	88	↓ -11%	29	↓ -30%
Uruguay	8	↑ +3%	15	↓ -15%	10	↑ +35%	89	↑ +15%

MAIN IMPORTING THIRD COUNTRIES

Jan-Aug 2019 compared to 2018

	BUTTER(OIL)		CHEESE		S.M.P.		W.M.P.	
	Qty in ktons	% 2019 /18	Qty in ktons	% 2019 /18	Qty in ktons	% 2019 /18	Qty in ktons	% 2019 /18
China	61	↓ -37%	80	↑ +5%	244	↑ +30%	489	↑ +22%
Russia	75	↑ +37%	172	↑ +8%	60	↑ +10%	31	↑ +154%
Japan	18	↑ +58%	206	↑ +8%	32	↓ -6%	1	↑ +444%
Philippines	22	↑ +13%	22	↓ -4%	118	↑ +26%	20	↑ +45%
United States	45	↑ +33%	113	↑ +3%	0	↓ -43%	9	↑ +38%
Australia	24	↓ -7%	67	↓ -5%	10	↓ -17%	22	↑ +20%

GDT Auction

Event 246  
15 October 2019

**+0.5%**

\$3 330

Anhydrous Milk Fat **+0.8%** (5 5 065)  
 Butter **-0.4%** (5 4 105)  
 Butter Milk Powder **n/r**  
 Cheddar **-2.2%** (5 3 636)  
 Lactose **+0.0%** (5 785)  
 Rennet Casein **+3.6%** (5 6 916)  
 Skim Milk Powder **+2.4%** (5 2 743)  
 Whole Milk Powder **+0.0%** (5 3 133)