

## EU Prices

**EU Price**  
Feb-2019

Evolution since last month

**Raw Milk** **34.9** €/100 kg **- 0.2%**

**EU Prices**  
(week 17)

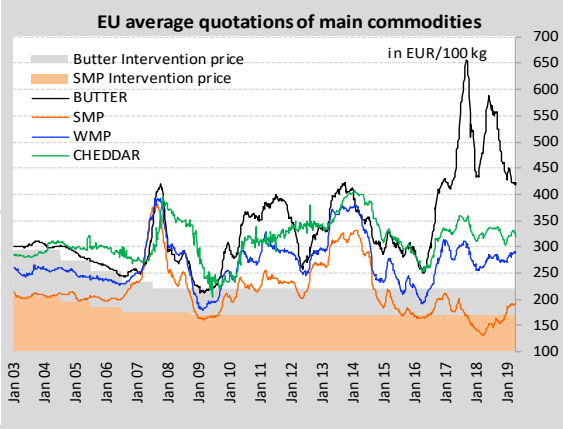
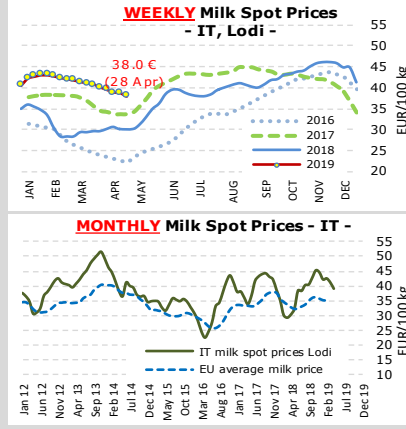
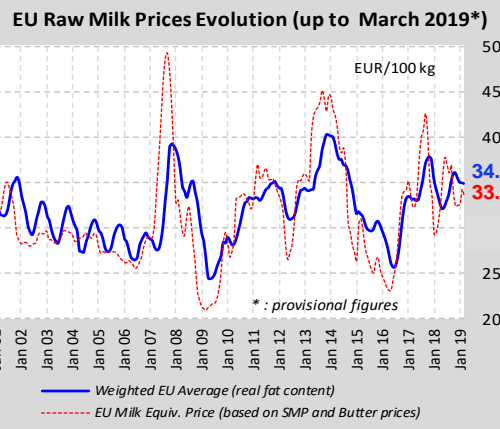
Compared to the previous 4 weeks

**BUTTER** **420** €/100 kg **+ 0.0%**

**S.M.P.** **194** €/100 kg **+ 2.4%**

**W.M.P.** **288** €/100 kg **- 0.4%**

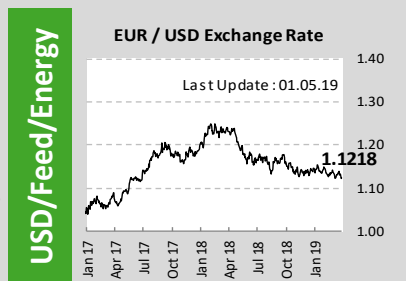
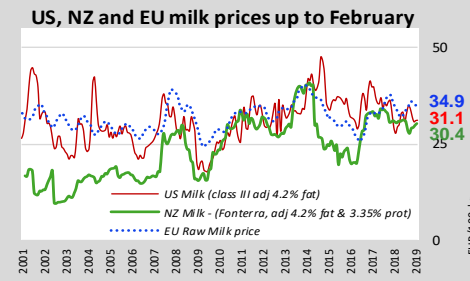
**CHEDDAR** **320** €/100 kg **- 1.7%**



## World Quotations

**LATEST WORLD QUOTATIONS**

	Price in USD/Tonne on 28.04.2019			% change (15 days ago)		
	EU	Oceania	USA	EU	Oceania	USA
<b>Butter</b>	4 751	5 725	4 990	➔ +0.4%	➔ +4.3%	➔ +0.2%
<b>SMP</b>	2 143	2 538	2 250	➔ +1.2%	➔ -1.0%	➔ +3.3%
<b>WMP</b>	3 275	3 313	3 748	➔ +0.8%	➔ -0.4%	➔ +4.6%
<b>Cheddar</b>	3 661	4 350	3 700	➔ +0.2%	➔ +3.0%	➔ +1.8%



**OIL : Europe Brent Spot Price (USD/Barrel)**

Last update : 01.05.19

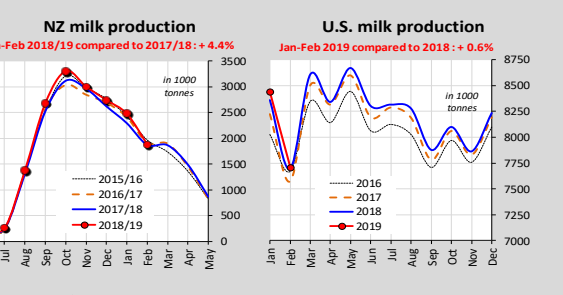
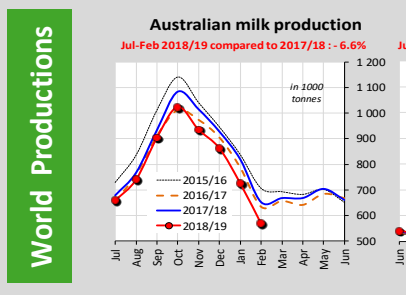
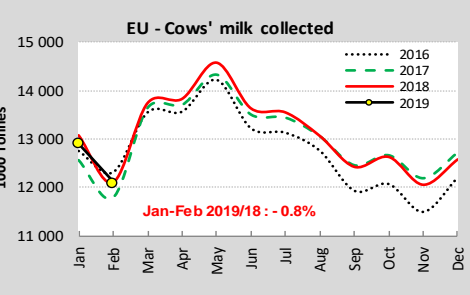
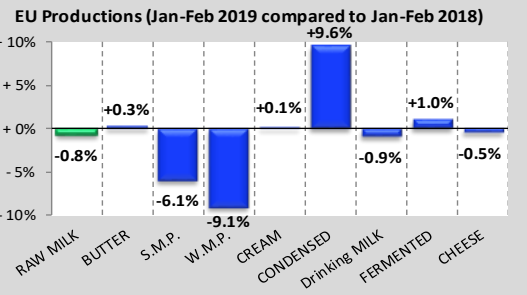
**Feed / Energy quotations**  
(evolution compared to the previous 4 weeks)

(week 17)

**Feed costs** **- 0.9%**

**Energy costs** **+ 3.0%**

## EU Productions



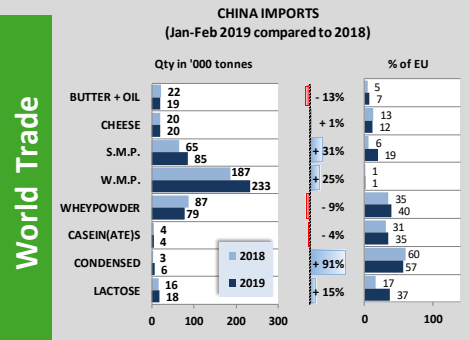
## EU Trade

**EU Exports - Top 3 destinations in 2019**  
Period : January-February

	BUTTER			CHEESE				
	In Tonnes	2017	2018	2019	In Tonnes	2017	2018	2019
<b>Extra-EU</b>	24 775	33 052	25 922	-22%	124 684	127 692	136 949	+7%
<b>USA</b>	3 703	4 251	5 253	+24%	19 656	18 007	19 687	+9%
<b>Saudi Arabia</b>	2 240	3 798	2 100	-45%	14 508	12 669	18 225	+44%
<b>China</b>	1 756	1 637	1 644	+0%	8 611	9 411	9 845	+5%

	S.M.P.			W.M.P.				
	In Tonnes	2017	2018	2019	In Tonnes	2017	2018	2019
<b>Extra-EU</b>	117 618	124 951	171 252	+37%	67 378	62 871	48 797	-22%
<b>Algeria</b>	16 388	30 141	21 831	-28%	8 798	14 066	8 917	-37%
<b>China</b>	12 971	7 098	19 335	+172%	3 369	3 557	3 295	-7%
<b>Indonesia</b>	11 735	7 592	18 578	+145%	4 282	3 309	2 654	-20%



**MAIN EXPORTING THIRD COUNTRIES**

	BUTTER(OIL)		CHEESE		S.M.P.		W.M.P.	
	Qty in ktons	% 2019 /2018	Qty in ktons	% 2019 /18	Qty in ktons	% 2019 /18	Qty in ktons	% 2019 /18
<b>Jan-Feb 2019 compared to 2018</b>								
<b>New Zealand</b>	102	+48%	55	+5%	82	+14%	314	+17%
<b>EU-28</b>	26	-22%	137	+7%	171	+37%	49	-22%
<b>United States</b>	3	+3%	28	+5%	49	-2%	2	+66%
<b>Belarus</b>	12	+27%	37	+26%	21	+30%	4	+29%
<b>Australia</b>	3	+73%	25	-3%	32	+27%	7	-41%
<b>Argentina</b>	1	-56%	7	-16%	2	+33%	14	-9%

**MAIN IMPORTING THIRD COUNTRIES**

	BUTTER(OIL)		CHEESE		S.M.P.		W.M.P.	
	Qty in ktons	% 2019 /18	Qty in ktons	% 2019 /18	Qty in ktons	% 2019 /18	Qty in ktons	% 2019 /18
<b>Jan-Feb 2019 compared to 2018</b>								
<b>China</b>	19	-13%	20	+1%	85	+31%	233	+25%
<b>Japan</b>	3	+++	46	+10%	8	+30%	0	+++
<b>Australia</b>	7	-9%	19	+11%	2	+53%	4	+3%
<b>Thailand</b>	3	+21%	4	+9%	6	+25%	20	+63%
<b>Indonesia</b>	2	-54%	3	-9%	22	+4%	7	-23%
<b>Russia</b>	9	+53%	18	+7%	7	-5%	6	+++

**GDT Auction**

**Event 234**  
16 April 2019

**+0.5%**

\$3 447

— Anhydrous Milk Fat: +4.2%  
— Butter: +3.5%  
— Butter Milk Powder: n/r  
— Cheddar: +1.4%  
— Lactose: -3.4%  
— Rennet Casein: -2.4%  
— Skim Milk Powder: +0.2%  
— Whole Milk Powder: -0.7%