

EU Prices

EU Price
Apr-2018
Evolution since last month

Raw Milk 32.6 €/100 kg **-2.7%**

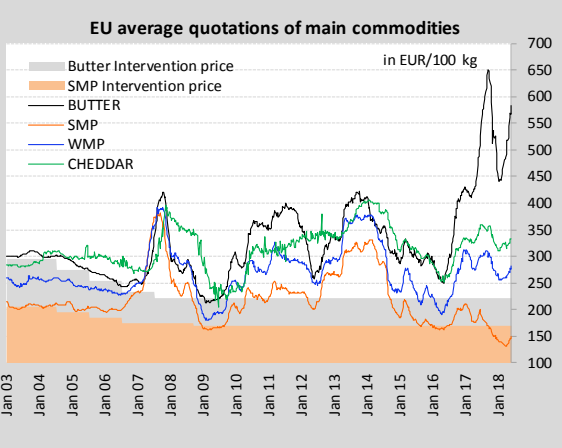
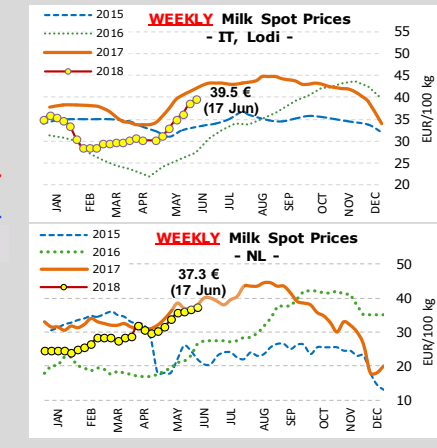
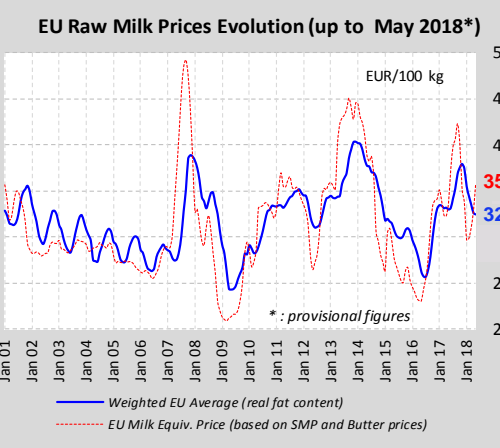
EU Prices
(week 24)
Compared to the previous 4 weeks

BUTTER 581 €/100 kg **+0.9%**

S.M.P. 154 €/100 kg **+3.5%**

W.M.P. 286 €/100 kg **+2.8%**

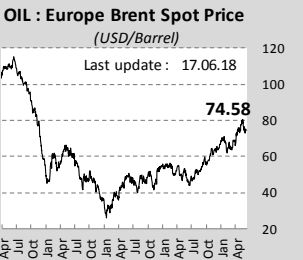
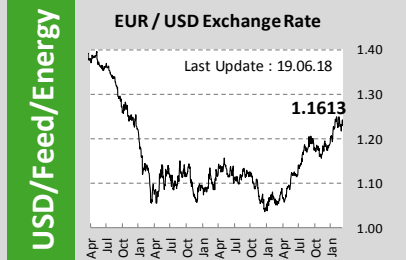
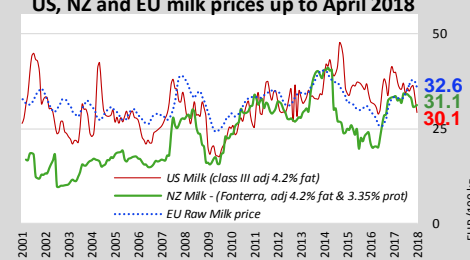
CHEDDAR 336 €/100 kg **+0.6%**



World Quotations

LATEST WORLD QUOTATIONS

	Price in USD/Tonne on 10.06.2018			% change (15 days ago)		
	EU	Oceania	USA	EU	Oceania	USA
Butter	6 780	5 713	5 297	↗ +1.2%	↘ -1.5%	↗ +1.2%
SMP	1 755	2 163	1 838	↗ +2.1%	↗ +3.6%	↘ -1.9%
WMP	3 286	3 263	3 472	↗ +0.7%	↘ -0.4%	↗ +1.6%
Cheddar	3 892	4 038	3 545	↘ -0.7%	↘ -4.4%	↘ -0.1%

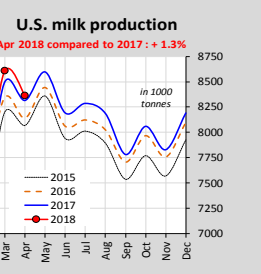
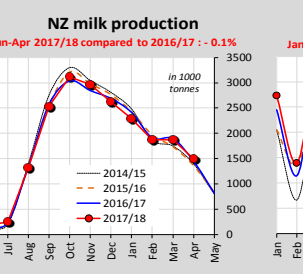
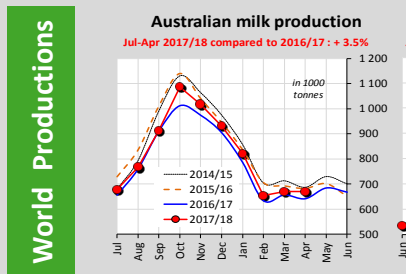
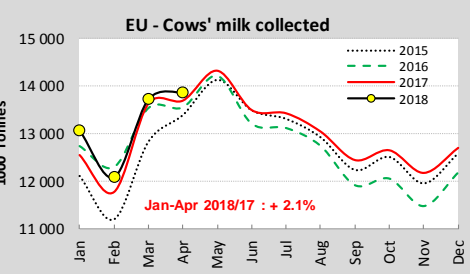
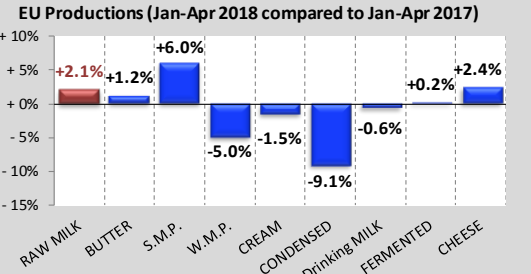


Feed / Energy quotations
(evolution compared to the previous 4 weeks)
(week 24)

Feed costs **-2.5%**

Energy costs **-0.4%**

EU Productions

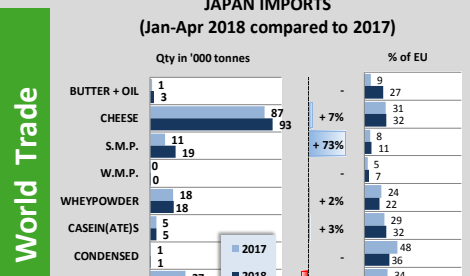


EU Trade

EU Exports - Top 3 destinations in 2018
Period : January-April

	BUTTER			CHEESE				
	in Tonnes	2016	2017	2018	in Tonnes	2016	2017	2018
Extra-EU	62 310	49 825	49 604	↔ -0%	253 930	272 799	273 024	↔ +0%
USA	5 153	8 105	7 805	↘ -4%	43 406	42 905	38 477	↘ -10%
Saudi Arabia	7 657	3 543	4 635	↗ +31%	22 594	31 560	30 756	↘ -3%
Singapore	2 584	1 959	2 984	↗ +52%	18 137	19 342	20 237	↗ +5%

	S.M.P.			W.M.P.				
	in Tonnes	2016	2017	2018	in Tonnes	2016	2017	2018
Extra-EU	230 523	259 404	279 713	↗ +8%	130 977	138 694	125 635	↘ -9%
Algeria	32 613	37 240	56 974	↗ +53%	18 857	14 190	23 232	↗ +64%
Egypt	19 870	12 471	20 589	↗ +65%	8 049	25 591	10 255	↘ -60%
China	19 794	28 100	20 174	↘ -28%	6 222	7 912	7 231	↘ -9%



MAIN EXPORTING THIRD COUNTRIES

	BUTTER(OIL)		CHEESE		S.M.P.		W.M.P.	
	Qty in ktons	% 2018 /17	Qty in ktons	% 2018 /17	Qty in ktons	% 2018 /17	Qty in ktons	% 2018 /17
Jan-Apr 2018 compared to 2017								
New Zealand	155	↗ +1%	110	↘ -7%	138	↗ +7%	493	↗ +11%
EU-28	67	↗ +1%	273	↗ +0%	280	↗ +8%	126	↘ -9%
United States	15	↗ +88%	122	↗ +13%	260	↗ +27%	17	↗ +86%
Australia	4	↘ -5%	54	↘ -5%	54	↗ +13%	25	↗ +34%
Belarus	22	↗ +1%	61	↘ -2%	28	↘ -2%	12	↗ +39%
Uruguay	3	↘ +0%	10	↘ -10%	2	↘ -57%	34	↗ +8%

MAIN IMPORTING THIRD COUNTRIES

	Jan-Apr 2018 compared to 2017	BUTTER(OIL)		CHEESE		S.M.P.		W.M.P.	
		Qty in ktons	% 2018 /17	Qty in ktons	% 2018 /17	Qty in ktons	% 2018 /17	Qty in ktons	% 2018 /17
China	up to Mar	31	↗ +10%	27	↘ -5%	82	↗ +11%	216	↗ +10%
Algeria	up to Mar	3	↗ +6%	6	↘ -6%	55	↗ +32%	78	↘ -11%
Mexico	up to Mar	6	↘ -62%	31	↘ -3%	84	↗ +12%	1	↗ +
Russia	up to Mar	14	↘ -47%	62	↗ +15%	21	↘ -30%	6	↘ -58%
Japan	up to Mar	3	↗ +150%	93	↗ +7%	19	↗ +73%	0	↘ -29%
United States	up to Mar	14	↘ -5%	52	↘ -9%	0	↗ +59%	2	↘ -68%

GDT Auction

Event 214
19 June 2018

-1.2%
Average price (USD/MT, FAS)
\$ 3 481

- Anhydrous Milk Fat: -2.5%
- Butter: +0.8%
- Butter Milk Powder: n/r
- Cheddar: -3.6%
- Lactose: +8.2%
- Rennet Casein: -2.2%
- Skim Milk Powder: -1.1%
- Whole Milk Powder: -1.0%