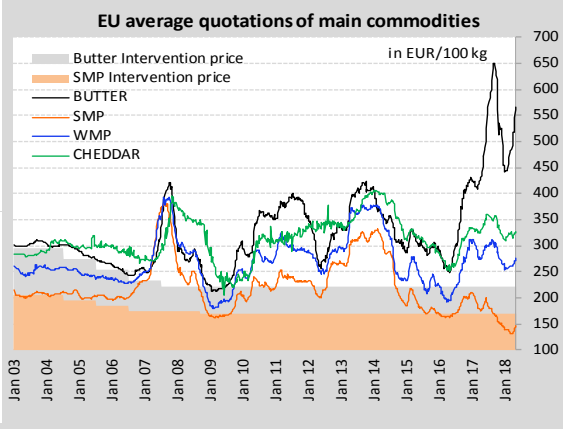
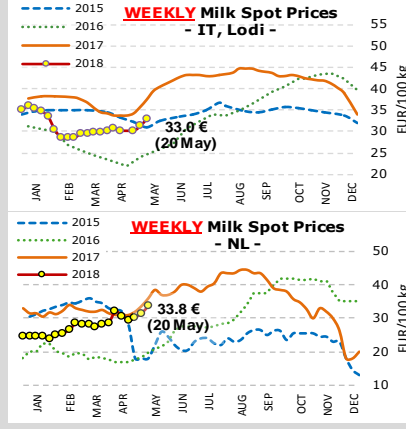
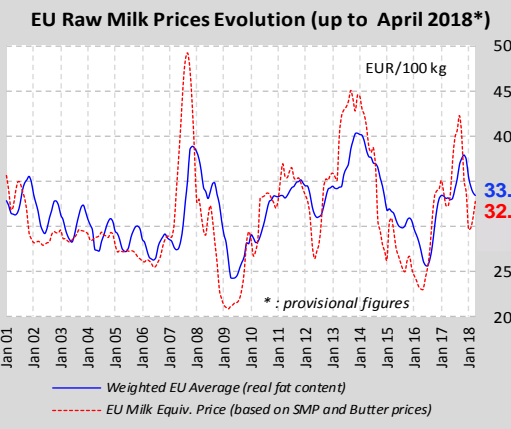
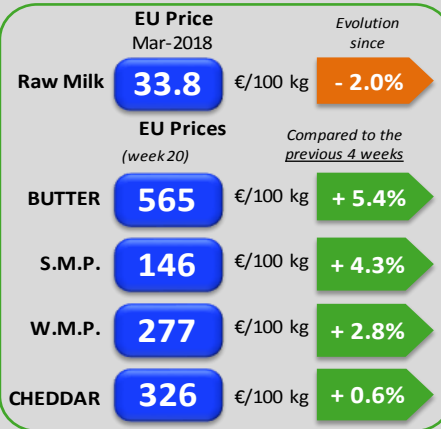


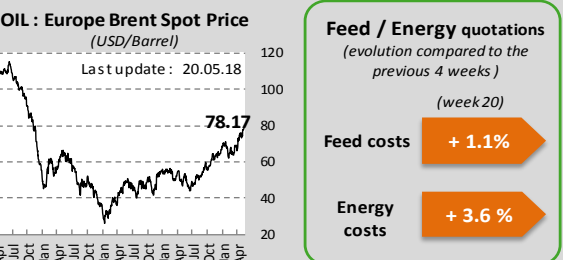
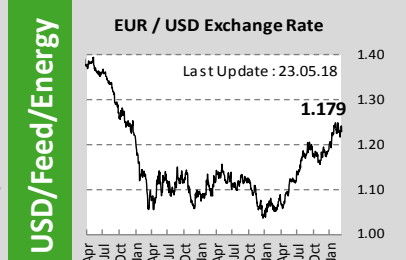
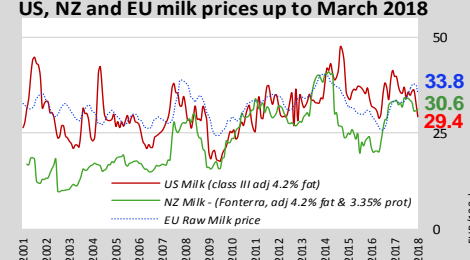
EU Prices



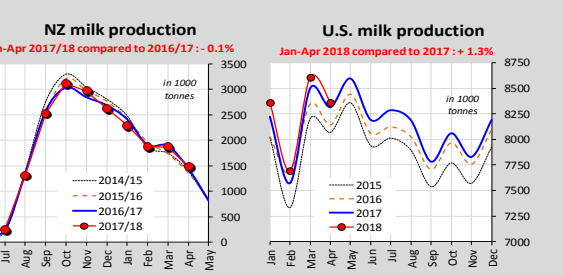
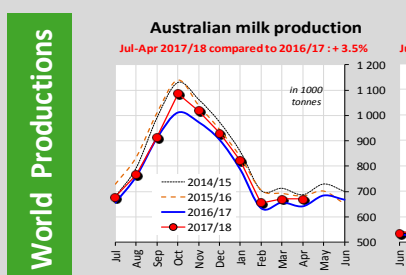
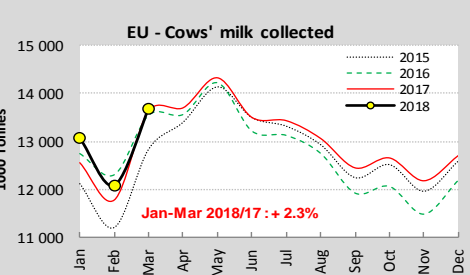
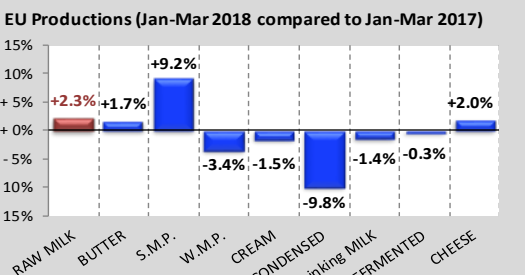
World Quotations

LATEST WORLD QUOTATIONS

	Price in USD/Tonne on 13.05.2018			% change (15 days ago)		
	EU	Oceania	USA	EU	Oceania	USA
Butter	6 524	5 700	5 195	↗ +2.4%	↗ +0.7%	↗ +2.4%
SMP	1 686	2 038	1 843	↗ +0.6%	↗ +4.5%	↗ +7.9%
WMP	3 251	3 263	3 362	↘ -0.6%	↘ -1.9%	↗ +2.0%
Cheddar	3 889	3 963	3 653	↘ -1.7%	↗ +2.9%	↗ +2.3%



EU Productions



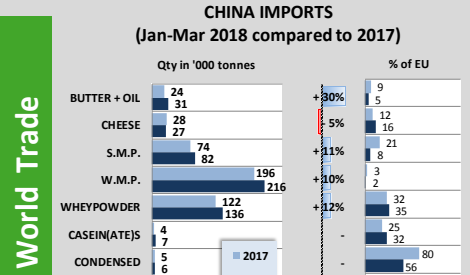
EU Trade

EU Exports - Top 3 destinations in 2018

Period : January-March

	BUTTER			CHEESE				
	in Tonnes	2016	2017	2018	in Tonnes	2016	2017	2018
Extra-EU	41 466	35 343	38 020	↗ +8%	184 807	201 523	204 230	↗ +1%
USA	4 095	6 136	5 884	↘ -4%	31 957	32 068	28 446	↘ -11%
Saudi Arabia	4 980	2 442	3 854	↗ +58%	16 115	23 076	21 568	↘ -7%
Singapore	1 806	1 346	2 153	↗ +60%	13 458	14 250	15 012	↗ +5%

	S.M.P.			W.M.P.				
	in Tonnes	2016	2017	2018	in Tonnes	2016	2017	2018
Extra-EU	180 758	191 555	207 068	↗ +8%	94 940	107 383	94 318	↘ -12%
Algeria	22 516	26 937	44 145	↗ +64%	14 231	11 978	17 188	↗ +43%
Egypt	15 255	10 546	14 347	↗ +36%	5 859	19 223	7 468	↘ -61%
China	17 261	21 189	11 856	↘ -44%	4 688	6 380	5 188	↘ -19%



MAIN EXPORTING THIRD COUNTRIES

	BUTTER(OIL)		CHEESE		S.M.P.		W.M.P.	
	Qty in ktons	% /17	Qty in ktons	% /17	Qty in ktons	% 2018 /17	Qty in ktons	% 2018 /17
New Zealand	115	↘ -2%	81	↘ -9%	111	↗ +6%	387	↗ +12%
EU-28	52	↗ +14%	204	↗ +1%	207	↗ +8%	94	↘ -12%
United States	9	↗ +65%	89	↗ +11%	183	↗ +23%	11	↗ +60%
Australia	3	↗ +4%	41	↘ -5%	41	↗ +7%	18	↗ +24%
Belarus	18	↗ +10%	46	↘ -2%	23	↗ +2%	9	↗ +24%
Uruguay	2	↘ -27%	7	↘ -9%	2	↘ -56%	25	↗ +3%

MAIN IMPORTING THIRD COUNTRIES

	BUTTER(OIL)		CHEESE		S.M.P.		W.M.P.	
	Qty in ktons	% 2018 /17	Qty in ktons	% /17	Qty in ktons	% 2018 /17	Qty in ktons	% 2018 /17
China	31	↗ +30%	27	↘ -5%	82	↗ +11%	216	↗ +10%
Algeria	3	↗ +6%	6	↘ -6%	55	↗ +32%	78	↘ -11%
Japan	2	↗ +4%	68	↗ +5%	19	↗ +82%	0	↘ 56%
Mexico	4	↘ -6%	20	↗ +12%	51	↗ +9%	0	↘ 4%
Russia	9	↘ -59%	30	↘ -10%	12	↘ -41%	4	↘ 65%
United States	9	↘ -13%	38	↘ -9%	0	↘ 4%	2	↘ 74%

