

EU Prices

EU Price
Oct-2017

Evolution since last month

Raw Milk **37.5** €/100 kg **+ 1.8%**

EU Prices (week 49)

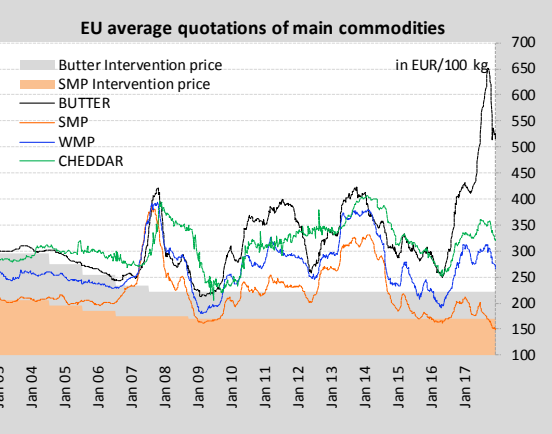
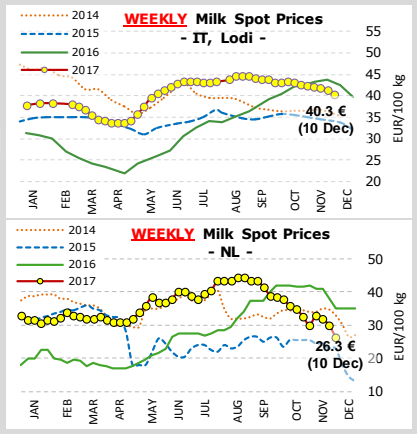
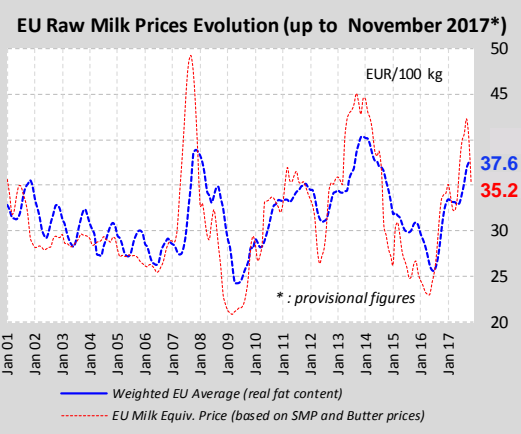
Compared to the previous 4 weeks

BUTTER **516** €/100 kg **- 2.3%**

S.M.P. **148** €/100 kg **- 2.2%**

W.M.P. **267** €/100 kg **- 2.8%**

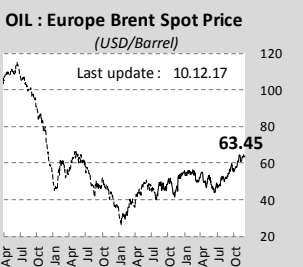
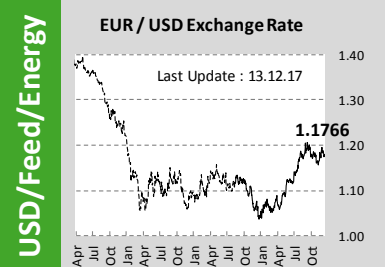
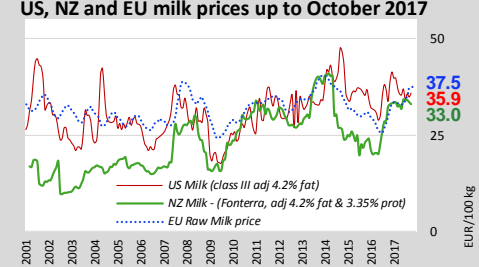
CHEDDAR **322** €/100 kg **- 1.6%**



World Quotations

LATEST WORLD QUOTATIONS

	Price in USD/Tonne on 10.12.2017			% change (15 days ago)		
	EU	Oceania	USA	EU	Oceania	USA
Butter	6 300	4 850	4 882	↗ +0.2%	↘ -10.6%	↔ -0.0%
SMP	1 791	1 763	1 550	↗ +0.2%	↗ +2.2%	↘ -1.1%
WMP	3 237	2 838	3 020	↘ -0.2%	↗ +0.4%	↔ nc
Cheddar	3 857	3 763	3 284	↘ -1.3%	↘ -5.0%	↘ -7.2%



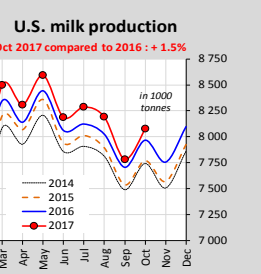
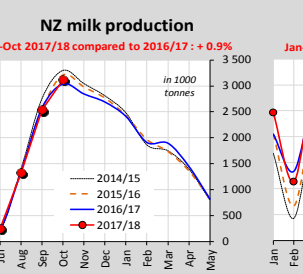
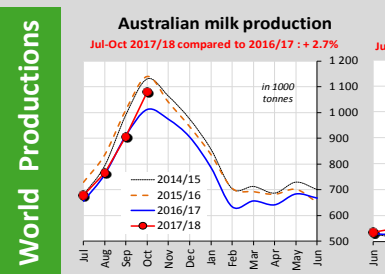
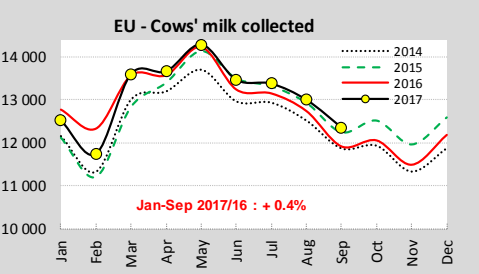
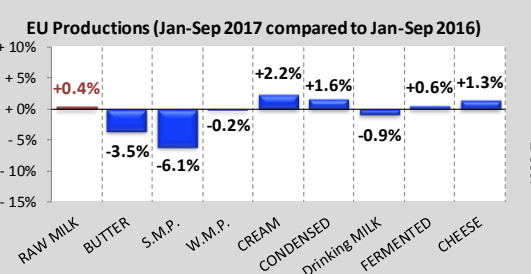
Feed / Energy quotations
(evolution compared to the previous 4 weeks)

(week 49)

Feed costs **- 0.3%**

Energy costs **+ 0.4%**

EU Productions

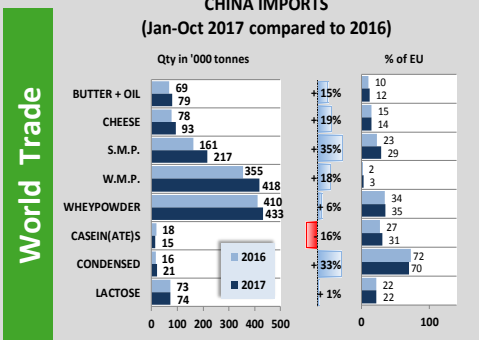


EU Trade

EU Exports - Top 3 destinations in 2017
Period : January-October

	BUTTER			CHEESE				
	in Tonnes	2015	2016	2017	in Tonnes	2015	2016	2017
Extra-EU	108 977	142 955	119 070	↓ -17%	589 118	665 932	695 280	↗ +4%
USA	14 948	15 408	23 269	↗ +51%	115 798	117 097	116 759	↔ -0%
Saudi Arabia	11 439	17 024	8 580	↘ -50%	56 792	64 712	80 810	↗ +25%
China	4 760	6 239	7 023	↗ +13%	45 352	47 203	50 439	↗ +7%

	S.M.P.			W.M.P.				
	in Tonnes	2015	2016	2017	in Tonnes	2015	2016	2017
Extra-EU	578 738	478 678	663 481	↗ +39%	340 080	329 558	337 014	↗ +2%
Algeria	96 826	72 042	104 238	↗ +43%	29 318	27 413	61 943	↗ +126%
China	42 451	39 401	64 901	↗ +65%	49 944	43 993	34 620	↘ -21%
Indonesia	39 153	39 936	53 725	↗ +35%	15 570	17 137	20 314	↗ +19%



MAIN EXPORTING THIRD COUNTRIES
Jan-Oct 2017 compared to 2016

	BUTTER(OIL)		CHEESE		S.M.P.		W.M.P.	
	Qty in ktons	% 2017 /16	Qty in ktons	% 2017 /16	Qty in ktons	% 2017 /16	Qty in ktons	% 2017 /16
New Zealand	341	↓ -15%	277	↗ +2%	302	↗ +13%	1 006	↔ -1%
EU-28	153	↘ -20%	695	↗ +4%	663	↗ +39%	337	↗ +2%
United States	26	↗ +13%	286	↗ +22%	493	↔ +0%	22	↘ -15%
Belarus	66	↗ +1%	157	↘ -9%	96	↗ +3%	25	↗ +1%
Australia	13	↘ -47%	136	↗ +2%	130	↔ -0%	44	↘ -22%
Uruguay	7	↘ -23%	26	↘ -16%	11	↘ -28%	82	↘ -26%

MAIN IMPORTING THIRD COUNTRIES
Jan-Oct 2017 compared to 2016

	BUTTER(OIL)		CHEESE		S.M.P.		W.M.P.	
	Qty in ktons	% 2017 /16	Qty in ktons	% 2017 /16	Qty in ktons	% 2017 /16	Qty in ktons	% 2017 /16
China	79	↗ +15%	93	↗ +19%	217	↗ +35%	418	↗ +18%
Russia	82	↗ +13%	163	↘ -3%	100	↘ -6%	40	↘ +27%
Mexico	33	↘ -11%	91	↗ +1%	250	↗ +19%	2	↘ -77%
Algeria	7	↘ -25%	15	↘ -40%	113	↗ +47%	192	↗ +29%
Japan	7	↘ -30%	222	↗ +5%	45	↗ +57%	0	↘ -10%
United States	35	↘ -11%	148	↘ -10%	1	↗ +6%	20	↗ +50%

GDT Auction

Event 201
5 December 2017

+0.4%
ANHEHY Milk Fat (USD/MT, FAT)

\$ 3 091

Butter Milk Fat: -0.6% (\$ 836)
Butter: -11.1% (\$ 475)
Butter Milk Powder: +4.3% (\$ 1 957)
Cheeddar: -3.9% (\$ 3 606)
Lactose: n/a
Renmet Casein: +3.4% (\$ 4 879)
Skim Milk Powder: +4.7% (\$ 1 774)
Whole Milk Powder: +1.7% (\$ 2 830)