

EU Prices

EU Price
Feb-2016

Evolution since last month

Raw Milk **29,3** €/100 kg **-0,5%**

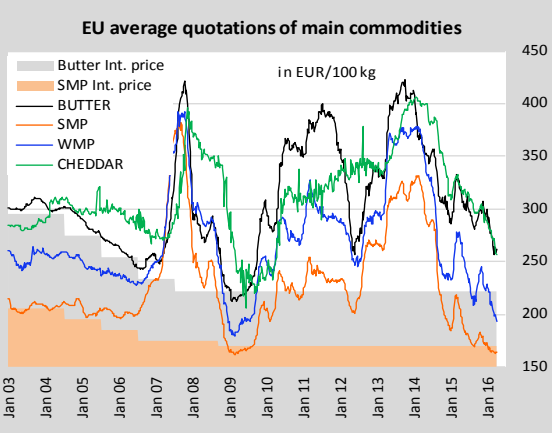
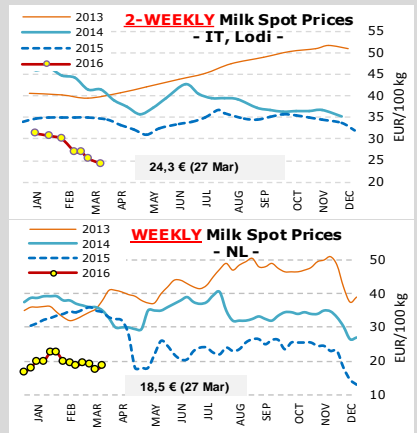
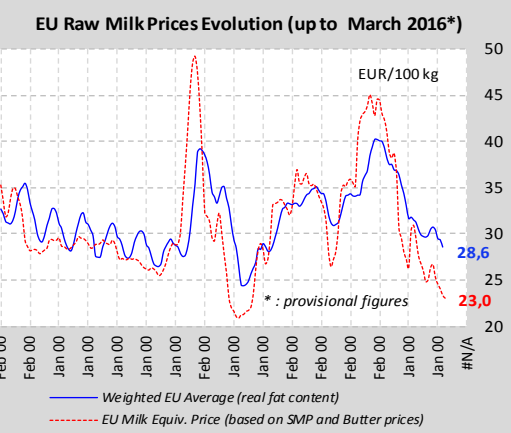
EU Prices (week 13)
Compared to the average of the previous 4 weeks

BUTTER **261** €/100 kg **+0,3%**

S.M.P. **164** €/100 kg **+0,2%**

W.M.P. **193** €/100 kg **-3,4%**

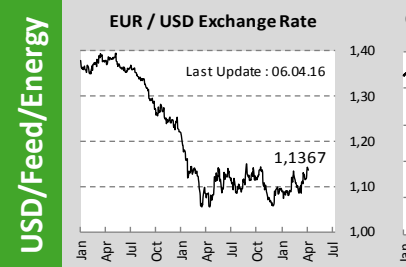
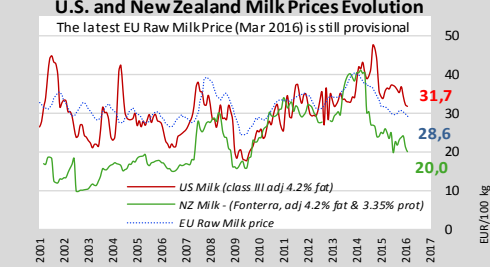
CHEDDAR **256** €/100 kg **-3,2%**



World Quotations

LATEST WORLD QUOTATIONS

	Price in USD/Tonne on 3.04.2016			% change (15 days ago)		
	EU	Oceania	USA	EU	Oceania	USA
Butter	2 889	2 750	4 271	-1,5%	nc	-0,1%
SMP	1 824	1 738	1 615	+0,3%	nc	-0,4%
WMP	2 212	2 063	2 830	+0,6%	nc	-1,2%
Cheddar	2 888	2 550	3 231	-4,1%	nc	-1,5%



OIL : Europe Brent Spot Price (USD/Barrel)

Last update : 03.04.2016

38,33

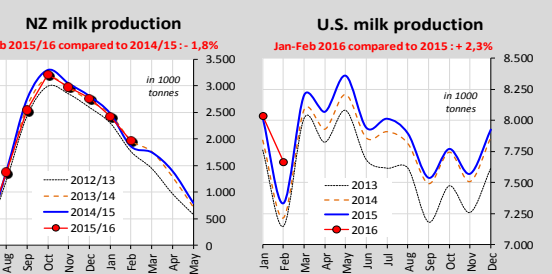
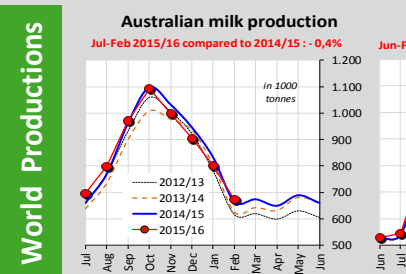
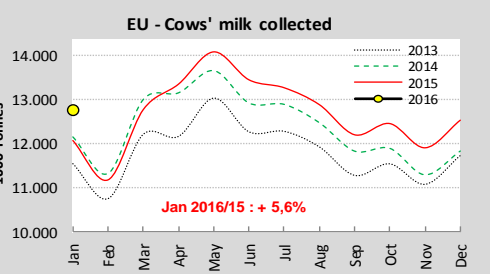
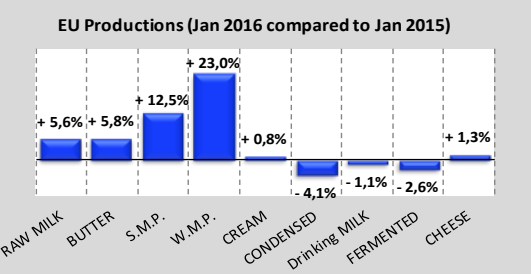
Feed / Energy quotations Evolution (4 last weeks)

(week 13)

Feed costs **+ 1,6 %**

Energy costs **+ 8,1 %**

EU Productions



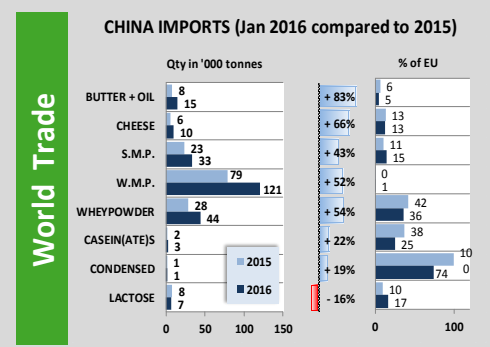
EU Trade

EU Exports - Top 3 destinations in 2016

Period : January

	BUTTER			CHEESE				
	In Tonnes	2014	2015	2016	In Tonnes	2014	2015	2016
Extra-EU	10.256	10.191	11.021	↑ +8%	59.767	50.519	55.125	↑ +9%
USA	581	896	1.311	↑ +46%	8.145	9.202	9.855	↑ +7%
Saudi Arabia	426	1.435	968	↓ -33%	2.871	4.733	5.229	↑ +10%
Turkey	58	103	888	↑ +877%	4.004	4.063	3.813	↓ -6%

	S.M.P.			W.M.P.				
	In Tonnes	2014	2015	2016	In Tonnes	2014	2015	2016
Extra-EU	51.913	62.209	62.736	↓ -1%	34.413	30.688	33.372	↑ +9%
Algeria	9.952	10.871	8.234	↓ -24%	4.960	5.843	5.864	↓ -0%
Indonesia	6.598	4.217	6.259	↑ +48%	759	518	2.822	↑ +444%
China	8.518	2.937	6.254	↑ +113%	3.209	2.944	2.599	↓ -12%



MAIN EXPORTING THIRD COUNTRIES

Jan 2016 compared to 2015

	BUTTER(OIL)		CHEESE		S.M.P.		W.M.P.	
	Qty in ktons	%	Qty in ktons	%	Qty in ktons	%	Qty in ktons	%
New Zealand	57	↓ -4%	37	↑ +20%	52	↑ +14%	147	↓ -6%
EU-28	19	↑ +52%	55	↑ +9%	63	↑ +1%	33	↑ +9%
United States	3	↑ +2%	22	↓ -7%	43	↑ +23%	2	↓ -58%
Australia	3	↓ -18%	12	↑ +8%	19	↑ +13%	5	↑ +9%
Belarus	6	↑ +12%	16	↑ +14%	8	↑ +6%	3	↑ +104%
Uruguay								

MAIN IMPORTING THIRD COUNTRIES

Jan 2016 compared to 2015

	BUTTER(OIL)		CHEESE		S.M.P.		W.M.P.	
	Qty in ktons	%	Qty in ktons	%	Qty in ktons	%	Qty in ktons	%
China	15	↑ +83%	10	↑ +66%	33	↑ +43%	121	↑ +52%
Algeria	2016 not avail.							
Russia	7	↑ +57%	15	↑ +16%	8	↑ +34%	3	↑ +52%
Japan	0	↓ -85%	20	↑ +11%	3	↓ -45%	0	↓ -46%
United States	4	↑ +144%	16	↑ +41%	0	↓ -94%	1	↓ -34%
Malaysia	2016 not avail.							

Event 161 +2.1↑

5 Apr 2016

AVERAGE PRICE (USD/MT, FAS) **\$2,188**

Anhydrous Milk Fat **+6.7%** (\$3,203)

Butter **-2.0%** (\$2,762)

Butter Powder **-8.2%** (\$1,285)

Cheddar **+10.5%** (\$2,778)

Lactose **+6.2%** (\$861)

Rennet Casein **+11.8%** (\$4,438)

Skim Milk Powder **+0.1%** (\$1,721)

Whole Milk Powder **+1.5%** (\$2,013)