

DAIRY PRODUCTS - DASHBOARD

Last update : 05.11.2015

EU Prices

EU Price Sep 2015 Evolution since last month

Raw Milk **29,9** €/100 kg **+ 0,6%**

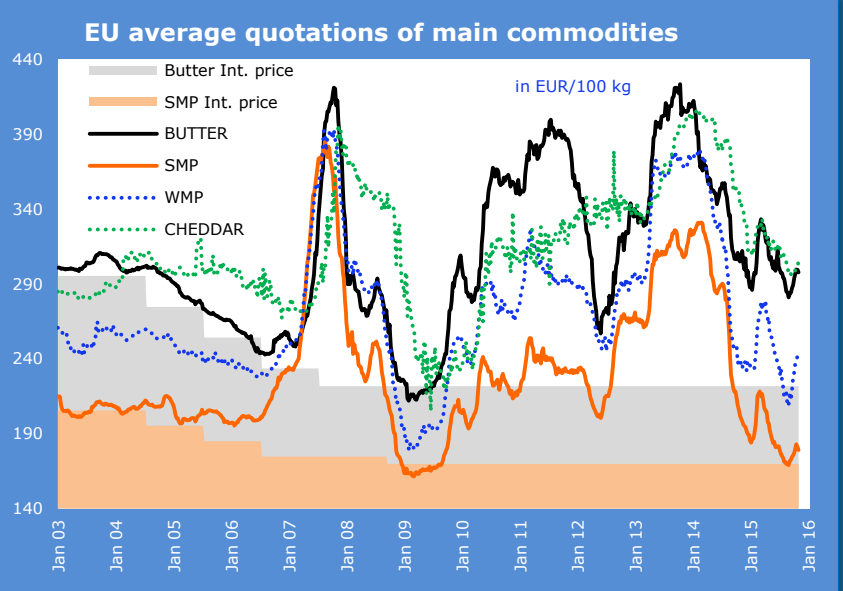
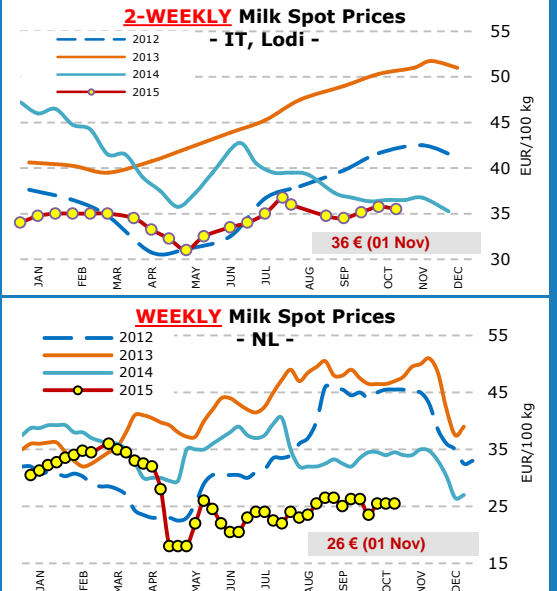
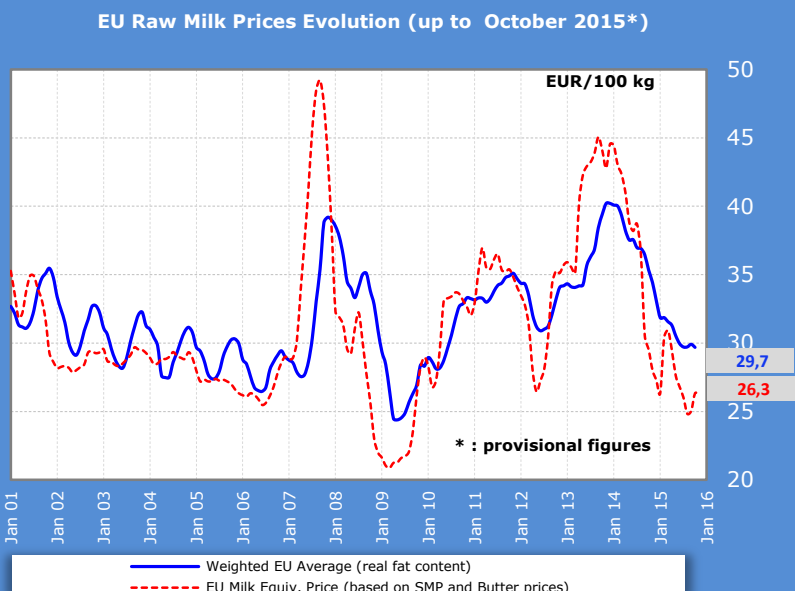
EU Prices (week 44) Evolution since last week

BUTTER **298** €/100 kg **- 0,6%**

S.M.P. **179** €/100 kg **- 1,0%**

W.M.P. **245** €/100 kg **+ 1,4%**

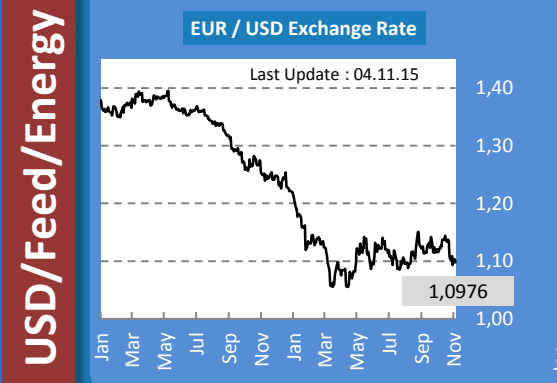
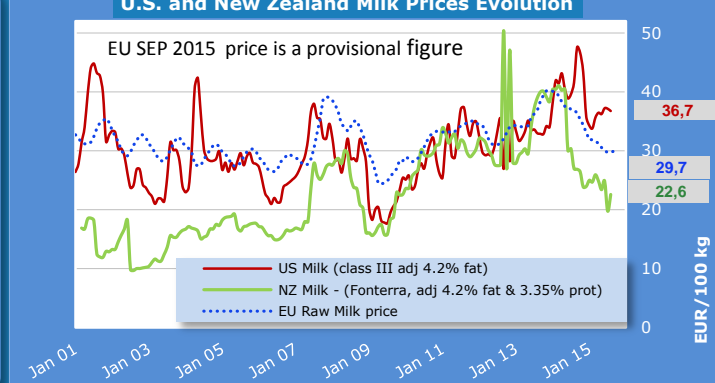
CHEDDAR **305** €/100 kg **+ 1,0%**



World Quotations

LATEST WORLD QUOTATIONS

	Price in USD/Tonne on 1.11.2015			% change (15 days ago)		
	EU	Oceania	USA	EU	Oceania	USA
Butter	3 319	3 175	5 785	↓ -2,5%	↑ +6,4%	
SMP	2 007	2 163	1 819	↓ -3,5%	↓ -3,9%	
WMP	2 681	2 800	2 866	↓ -1,1%	↑ +1,4%	
Cheddar	3 348	3 200	3 546	↓ -2,2%	↑ +1,6%	



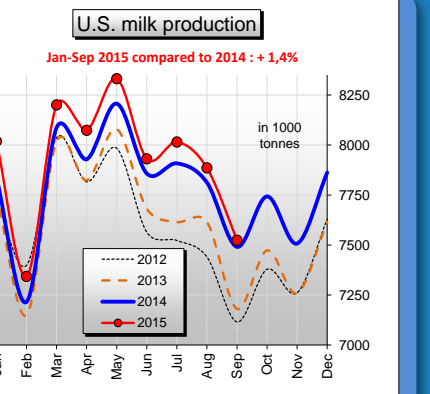
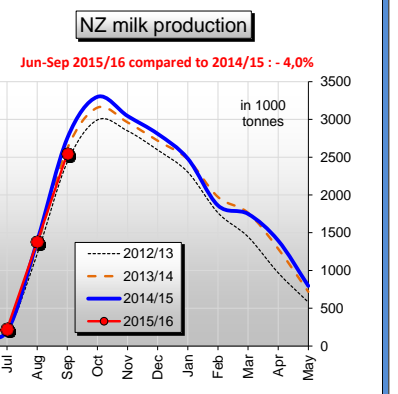
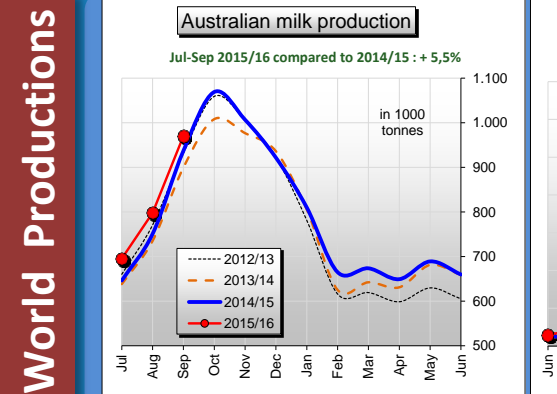
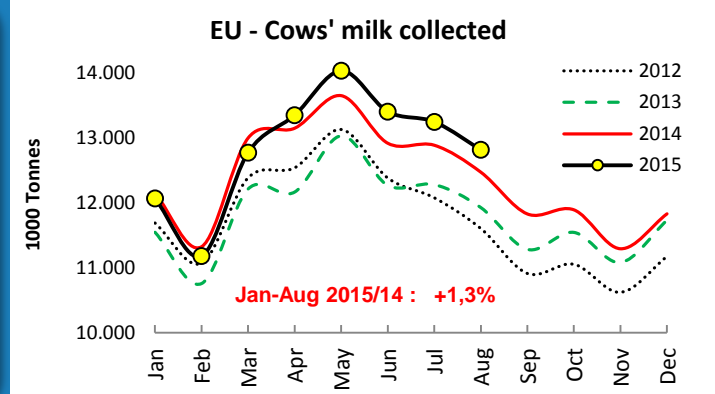
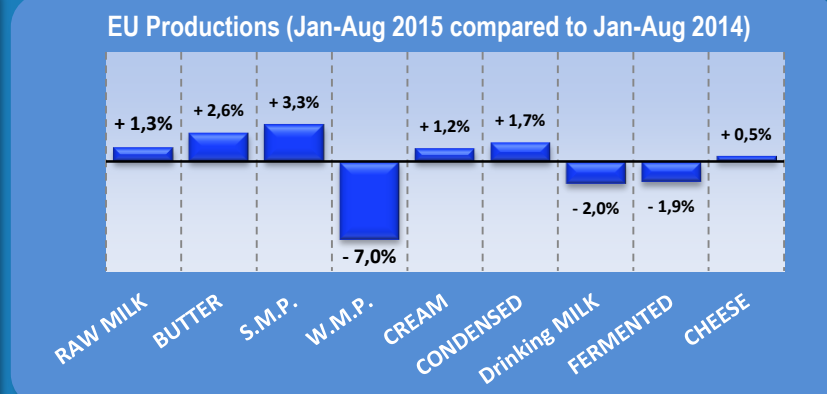
Feed / Energy quotations

Evolution (4 last weeks)

Feed costs (Wk 44) **+ 2,9%**

Energy costs (Wk 44) **- 3,1%**

EU Productions



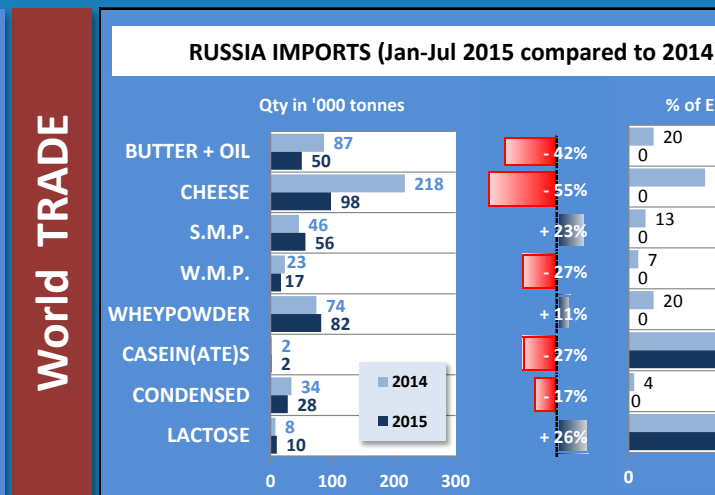
EU TRADE

EU Exports - Top 3 destinations in 2015

Period : January to August

	BUTTER				CHEESE				
	in Tonnes	2013	2014		2015	in Tonnes	2013	2014	2015
Extra-EU	64.853	81.395	88.578	↑ +9%	518.348	499.807	460.464	↓ -8%	
Saudi Arabia	2.209	4.069	10.364	↑ +155%	USA	70.907	72.436	87.046	↑ +20%
USA	2.372	5.130	10.362	↑ +102%	Japan	29.006	29.510	43.953	↑ +49%
Egypt	522	1.341	8.898	↑ +543%	Switzerland	34.897	35.856	36.656	↑ +2%

	S.M.P.				W.M.P.				
	in Tonnes	2013	2014		2015	in Tonnes	2013	2014	2015
Extra-EU	271.593	430.635	472.972	↑ +10%	Extra-EU	250.350	272.064	265.919	↓ -2%
Algeria	43.215	101.708	80.169	↓ -21%	Oman	35.349	32.674	43.375	↑ +33%
Egypt	16.025	29.699	42.140	↑ +42%	Algeria	19.055	56.107	25.897	↓ -54%
China	27.220	45.674	34.457	↓ -25%	Nigeria	23.811	24.045	17.565	↓ -27%



MAIN EXPORTING THIRD COUNTRIES

	BUTTER(OIL)		CHEESE		S.M.P.		W.M.P.	
	Qty in ktons	% 2015 /14	Qty in ktons	% 2015 /14	Qty in ktons	% 2015 /14	Qty in ktons	% 2015 /14
Jan-Aug 2015 compared to 2014	304	-8%	210	+17%	246	+11%	858	-3%
New Zealand	136	+33%	460	-8%	473	+10%	266	-2%
EU-28	18	-70%	224	-15%	374	-8%	27	-32%
United States	23	-11%	110	+12%	131	+29%	43	-18%
Australia	41	+49%	95	+20%	65	+41%	19	-2%
Belarus	6	-28%	27	-19%	17	+43%	78	-21%
Argentina								

MAIN IMPORTING THIRD COUNTRIES

	BUTTER(OIL)		CHEESE		S.M.P.		W.M.P.	
	Qty in ktons	% 2015 /14	Qty in ktons	% 2015 /14	Qty in ktons	% 2015 /14	Qty in ktons	% 2015 /14
Jan-Aug 2015 compared to 2014	44	-32%	49	+7%	146	-24%	275	-54%
China	50	-42%	98	-55%	56	+23%	17	-27%
Russia	6	+96%	165	+8%	38	+41%	0	+62%
Japan	25	+151%	120	+27%	2	-14%	7	+83%
United States	22	+47%	72	+26%	129	+9%	5	+41%
Mexico	37	+35%	16	-48%	44	+42%	28	+74%
Egypt								

GDT Auction

Event 151 **3 Nov 2015**

Average Price (USD/MT. FAT) **-7.4%**

\$2,569

Anhydrous Milk Fat: -5.7% (\$3,647)

Butter: -5.6% (\$2,574)

Butter Milk Powder: -9.4% (\$1,844)

Cheddar: -4.6% (\$2,987)

Lactose: n.a.

Rennet Casein: -11.2% (\$5,469)

Skim Milk Powder: -8.0% (\$2,018)

Whole Milk Powder: -8.0% (\$2,453)

Sources : EUROSTAT, Reg. (EU) 479/2010, Clal.it, USDA, Lto.nl, Nasdaq, European Central Bank, DairyAustralia, Dcanz, Global Trade Atlas, Globaldairytrade.