

DAIRY PRODUCTS - DASHBOARD

Last update : 01.10.2015

EU Prices

EU Price Jul 2015 Evolution since last month

Raw Milk **29,7** €/100 kg **-0,9%**

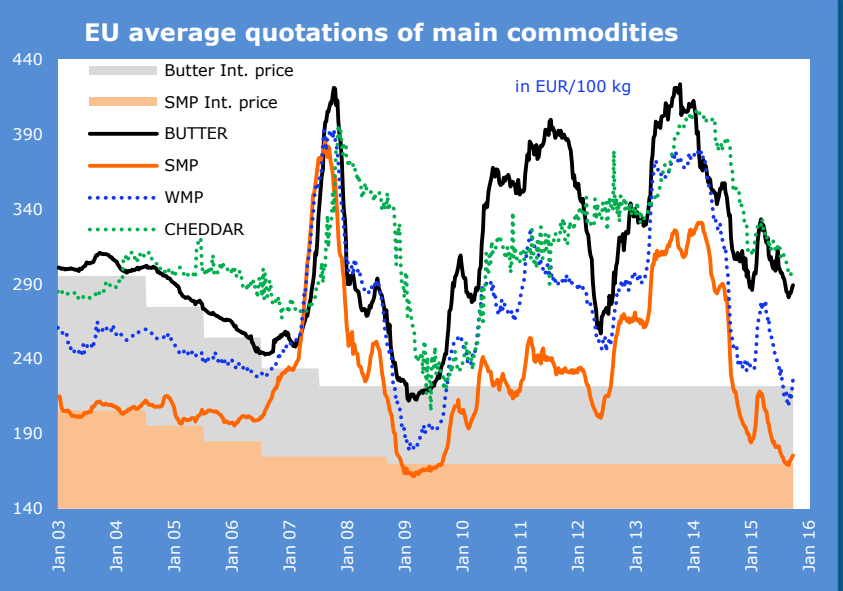
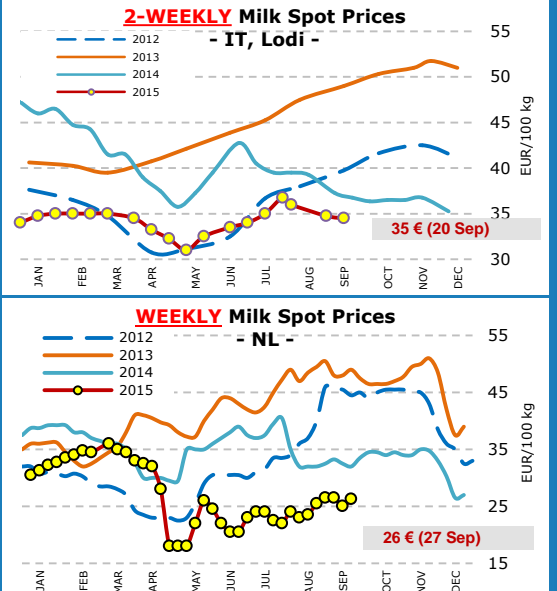
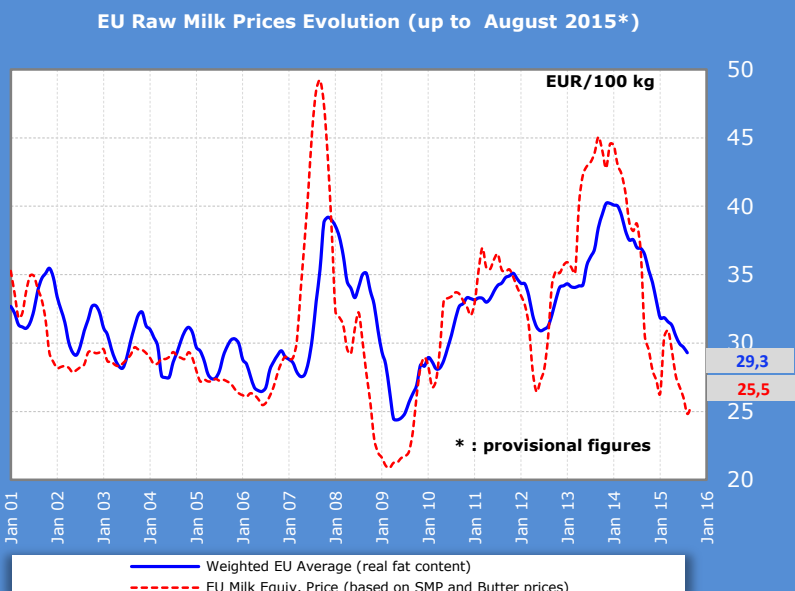
EU Prices (week 39) Evolution since last week

BUTTER **289** €/100 kg **+0,6%**

S.M.P. **175** €/100 kg **+0,5%**

W.M.P. **227** €/100 kg **+3,2%**

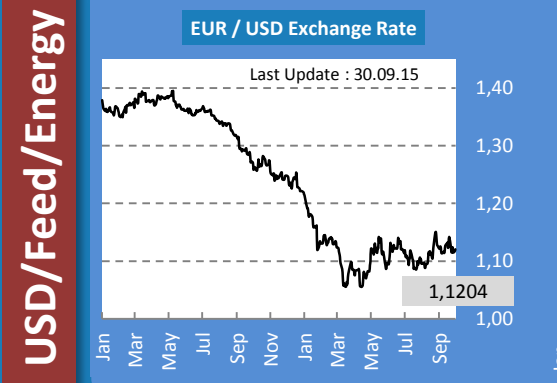
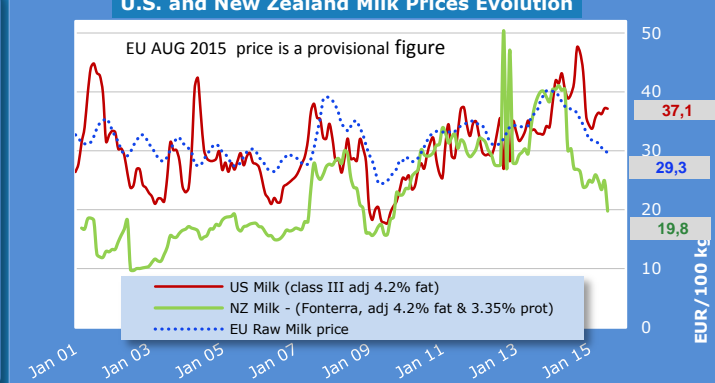
CHEDDAR **296** €/100 kg **-0,0%**



World Quotations

LATEST WORLD QUOTATIONS

	Price in USD/Tonne on 20.09.2015			% change (15 days ago)		
	EU	Oceania	USA	EU	Oceania	USA
Butter	3 201	2 988	5 814	↑ +1,3%	↑ +5,8%	↑ +5,2%
SMP	1 943	1 938	1 973	↑ +1,5%	↑ +8,4%	↑ +2,4%
WMP	2 425	2 300	2 811	↓ -1,2%	↑ +13,6%	→
Cheddar	3 343	3 000	3 681	↑ +1,5%	→	↓ -1,5%



OIL : Europe Brent Spot Price (\$/Barrel)

Last update : 25.09.2015

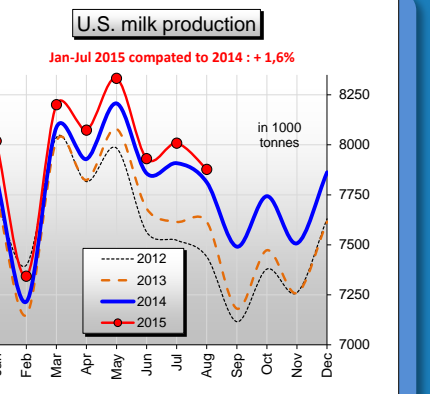
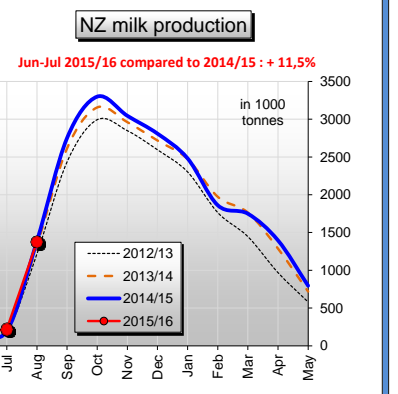
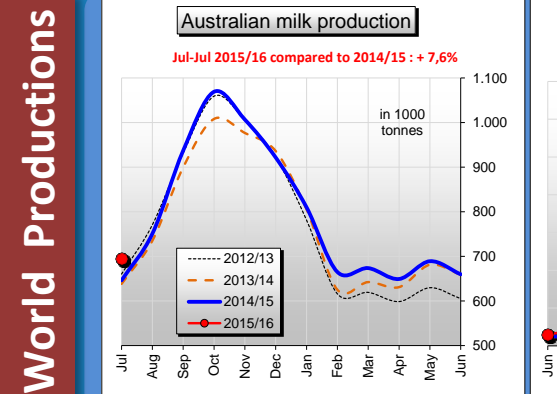
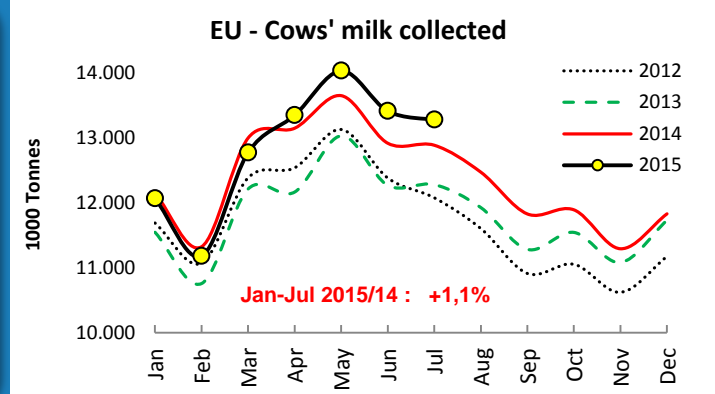
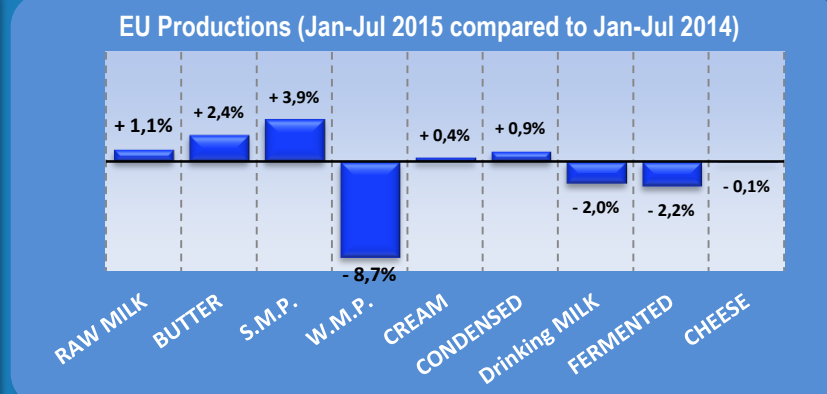
47,64

Feed / Energy quotations
Evolution (4 last weeks)

Feed costs (Wk 39) **-3,4%**

Energy costs (Wk 39) **-1,0%**

EU Productions

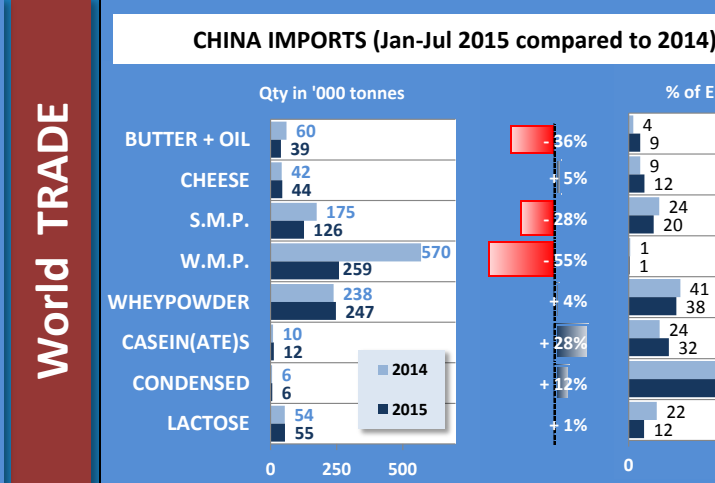


EU TRADE

EU Exports - Top 3 destinations in 2015
Period : January to July

	BUTTER				CHEESE				
	in Tonnes	2013	2014		2015	in Tonnes	2013	2014	2015
Extra-EU	57.367	73.419	80.156	↑ +9%	452.698	453.261	402.997	↓ -11%	
Saudi Arabia	2.021	2.951	9.957	↑ +97%	USA	61.092	63.155	76.121	↑ +21%
USA	1.979	4.540	8.924	↑ +97%	Japan	26.009	24.959	38.658	↑ +55%
Egypt	443	1.274	8.469	↑ +97%	Switzerland	30.526	31.521	32.094	↑ +2%

	S.M.P.				W.M.P.				
	in Tonnes	2013	2014		2015	in Tonnes	2013	2014	2015
Extra-EU	238.967	383.718	419.224	↑ +9%	Extra-EU	216.893	246.709	234.461	↓ -5%
Algeria	39.591	92.479	64.184	↓ -31%	Oman	30.421	29.781	38.411	↑ +29%
Egypt	13.972	25.034	39.326	↑ +57%	Algeria	17.555	53.940	23.808	↓ -56%
China	23.469	42.228	31.528	↓ -25%	Nigeria	21.997	20.954	16.071	↓ -23%



MAIN EXPORTING THIRD COUNTRIES

	BUTTER(OIL)		CHEESE		S.M.P.		W.M.P.	
	Qty in ktons	% 2015 /14	Qty in ktons	% 2015 /14	Qty in ktons	% 2015 /14	Qty in ktons	% 2015 /14
New Zealand	274	↓ -10%	190	↑ +20%	229	↑ +13%	804	↓ -5%
EU-28	118	↑ +27%	403	↓ -11%	419	↑ +9%	234	↓ -5%
United States	16	↓ -72%	201	↓ -13%	331	↑ -8%	24	↓ -34%
Australia	22	↓ -11%	97	↑ +10%	117	↑ +28%	39	↓ -20%
Belarus	41	↑ +49%	95	↑ +20%	65	↑ +41%	19	↓ -2%
Argentina	5	↓ -25%	22	↓ -21%	15	↑ +33%	70	↓ -15%

MAIN IMPORTING THIRD COUNTRIES

	BUTTER(OIL)		CHEESE		S.M.P.		W.M.P.	
	Qty in ktons	% 2015 /14	Qty in ktons	% 2015 /14	Qty in ktons	% 2015 /14	Qty in ktons	% 2015 /14
China	39	↓ -36%	44	↑ +5%	126	↓ -28%	259	↓ -55%
Russia	39	↓ -42%	85	↓ -54%	50	↑ +24%	14	↓ -26%
Japan	6	↑ +179%	146	↑ +11%	35	↑ +50%	0	↑ +53%
United States	21	↑ +183%	103	↑ +26%	1	↑ +3%	6	↑ +75%
Mexico	20	↑ +82%	62	↑ +30%	109	↑ +8%	4	↑ +40%
Algeria	6	↓ -56%	18	↑ +23%	75	↓ -17%	129	↑ +16%

GDT Auction Event 148 **15 Sep 2015** **+16.5%**

Average Price (USD/MT, FAS) **\$2,568**

Anhydrous Milk Fat **+13.7%** (\$3,440)

Butter **+13.3%** (\$3,108)

Butter Milk Powder **-1.9%** (\$1,719)

Cheddar **+10.7%** (\$3,206)

Lactose **+3.1%** (\$499)

Rennet Casein **+0.6%** (\$6,807)

Skim Milk Powder **+17.0%** (\$1,892)

Whole Milk Powder **+20.6%** (\$2,495)

Sources : EUROSTAT, Reg. (EU) 479/2010, Clal.it, USDA, Lto.nl, Nasdaq, European Central Bank, DairyAustralia, Dcanz, Global Trade Atlas, Globaldairytrade.